
Unified Budget, Results and Accountability Framework 2022-2026

Financial reporting

58TH PCB MEETING: AGENDA ITEM 6.2

UNAIDS



2025 Financial Highlights

Financial reporting – Highlights 2025



2025 Annual Financial statements – Compliant & timely



Unmodified/Clean audit opinion provided by the external auditors

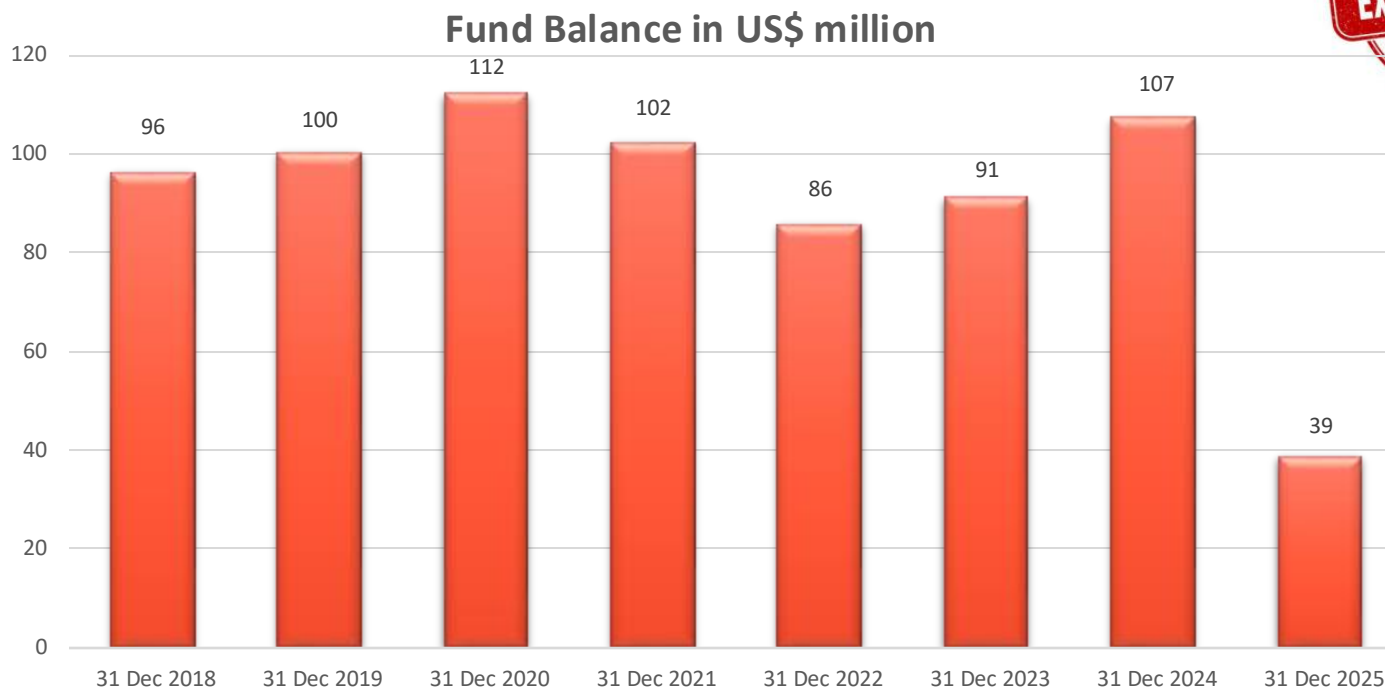


Financial report includes lists of assets and liabilities (PCB decision 4.7)



Statement of Internal Control (**SIC**) included in the 2025 Audited Financial Statements

Financial reporting – Core Fund Balance



Fund balance

- **US\$ 39 million** at end 2025 (US\$ 107 million at end 2024)
- **US\$ 11.3 million** above the US \$27.7 million minimum level representing 22% of US\$ 126 million (2026 budget of US\$63 million x 2)
- **US\$ 15 million** transferred from Operating Reserve Fund is included in the Net Fund balance

Financial reporting – Core Income and Expenditure

- Core 2025 income of **US\$ 66 million** (US\$ 149 million mobilized in 2024)
- Total core expenditures and encumbrances amounted to **US\$ 151 million** (US\$ 160 million in 2024)

Top 11 Donors (Core)

1. Netherlands – **US\$ 24.3 million**
2. Germany – **US\$7.2 million**
3. Denmark – **US\$5.5 million**
4. UK – **US\$5.3 million**
5. Belgium – **US\$ 3.5 million**
6. Australia – **US\$3.1 million**
7. Ireland – **US\$2.7 million**
8. Luxembourg – **US\$ 2.7 million**
9. Norway – **US\$1.8 million**
10. Spain – **US\$1.8 million**
11. Belgium Flander – **US\$0.9 million**

Voluntary contributions	Funds made available towards 2025 UBRAF Core funds
Governments	US\$
Andorra	17 177
Australia	3 115 265
Belgium	3 476 246
Belgium Flanders	878 220
Cambodia	100 000
China	250 000
Denmark	5 547 850
Germany	7 174 110
Ireland	2 693 966
Japan	160 000
Luxembourg	2 675 491
Monaco	159 224
Netherlands	24 261 603
Norway	1 772 892
Poland	134 799
Portugal	292 330
Spain	1 754 462
Thailand	100 000
Turkey	10 000
United Kingdom of Great Britain & Northern Ireland	5 333 333
Sub-total Governments	59 906 969
Other	
UNFCU	15 215
Others	53 870
Sub-total - Other	69 085
Miscellaneous	717 959
Total operating revenue	60 694 013
Finance revenue	5 331 655
TOTAL	66 025 668

Financial reporting – Non-core income

- Non-core UBRAF income for 2025 US\$ 28.3 million
- Includes US\$2.2 million in-service and in-kind contributions

Top 5 Donors (Non-core)

1. USA (CDC) – US\$6.1million
2. Australia – US\$4.2 million
3. Germany – US\$2.6 million
4. France – US\$2.2 million
5. China – US\$2.1 million

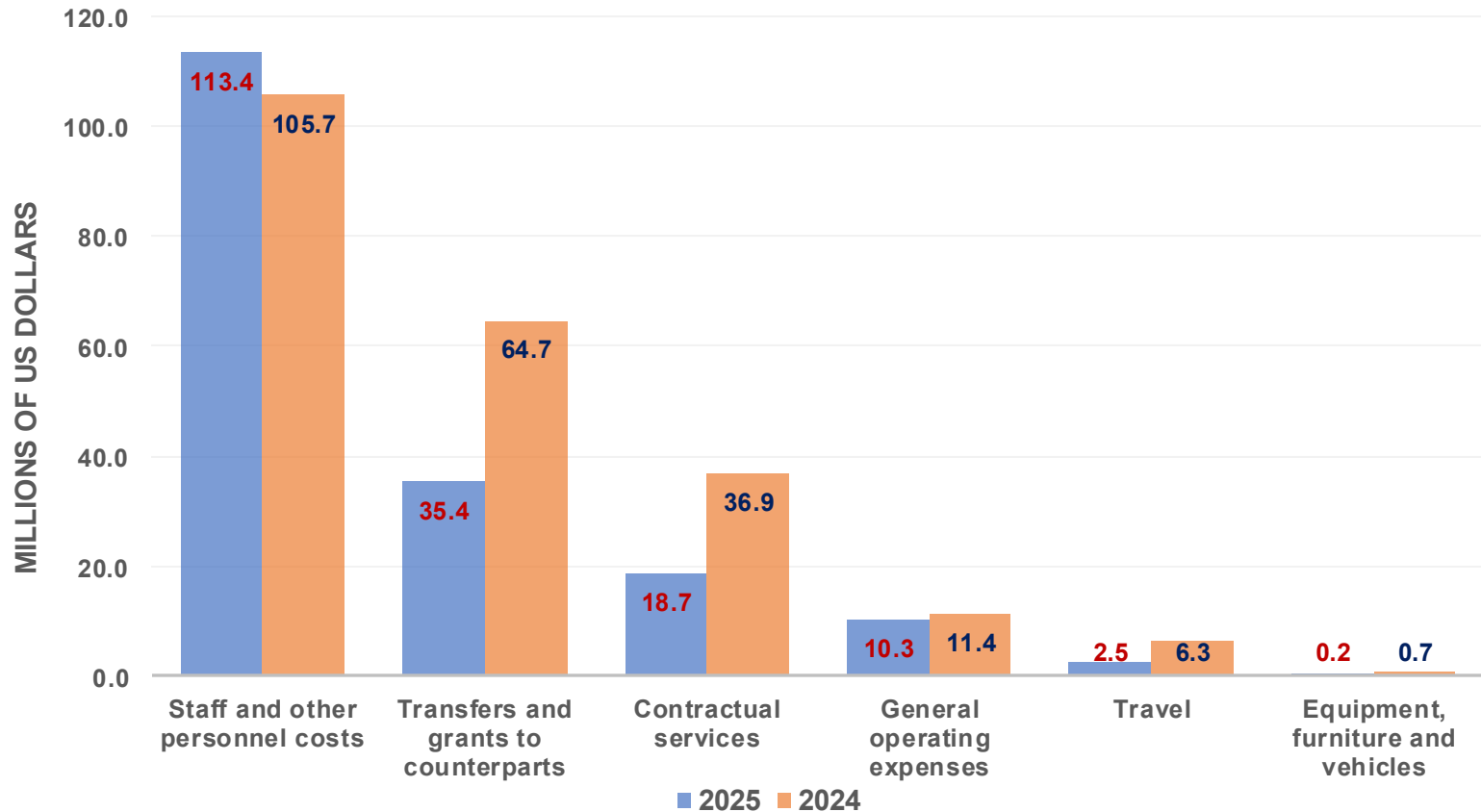
Unified Budget, Results and Accountability Framework - Non-core funds			
Details of revenue for the period 01 January 2025 to 31 December 2025			
(in US dollars)			
Voluntary contributions	In- Cash	In-Service	Total
Governments			
Australia	4 190 241		4 190 241
Belgium		183 000	183 000
Cameroon	577 749		577 749
Canada	1 713 263		1 713 263
China	2 096 322		2 096 322
Denmark	308 490		308 490
France	1 858 668	319 500	2 178 168
Germany	2 427 576	187 000	2 614 576
Italy		488 208	488 208
Kazakhstan	40 000		40 000
Laos	53 500		53 500
Luxembourg	2 428 805	121 000	2 549 805
Netherlands	1 116 588	338 667	1 455 255
Nigeria	500 000		500 000
Sri Lanka	29 100		29 100
Switzerland	68 482	171 000	239 482
United States of America (CDC)	5 763 068	307 000	6 070 068
Zimbabwe	105 000		105 000
Adjustment to United States of America (CDC) Revenue	(2 010 509)		(2 010 509)
Adjustment to United States of America (USAID) Revenue	(660 000)		(660 000)
Canton de Genève, Switzerland		91,743 ⁽¹⁾	91 743
Sub-total Governments	20 606 343	2 207 118	22 813 461
Cosponsoring Organizations			
UNDP	217 107		217 107
UNFPA	2 120 065		2 120 065
UNHCR	202 000		202 000
UNICEF	18 182		18 182
UN Women	140 060		140 060
WFP	57 000		57 000
WHO	266 090		266 090
Adjustment (UNDP)	(71 606)		(71 606)
Sub-total Cosponsors	2 948 898		2 948 898
Other			
AIDS Health Foundation (AHF)	30 000		30 000
Bill and Melinda Gates Foundation	661 802		661 802
Global Fund	207 000		207 000
MPTF Office	1 511 146		1 511 146
Pan American Health Organization	150 000		150 000
UNOPS	623 932		623 932
Refund to donors	(1 204 563)		(1 204 563)
Sub-total	1 979 317		1 979 317
Miscellaneous	561 680		561 680
Total operating revenue	25 534 558	2 207 118	28 303 356
TOTAL	25 534 558	2 207 118	28 303 356

Financial reporting – Non-core income – 2025 vs 2024

- Non-core UBRAF income for 2025 (including in-service contribution) **US\$ 28.3 million** (US\$ 81.9 million in 2024).
- **US\$53.6 million** lower than 2024

Non-Core Contributions for the period 01 January 2025 to 31 December 2025 vs 2024			
	2025 (US dollars)	2024 (US dollars)	Variance (US dollars)
Governments			
Australia	4,190,241	1 932 015	2,258,226
Belgium*	183,000	15 250	167,750
Cameroon	577,749	616 623	-38,874
Canada	1,713,263	342 458	1,370,805
China	2,096,322	655 628	1,440,694
Denmark	308,490		308,490
France*	2,178,168	2 263 110	-84,942
Germany*	2,614,576	260 993	2,353,583
Italy*	488,208	340 875	147,333
Japan	0	250,000	-250,000
Kazakhstan	40,000	50 000	-10,000
Kenya	0	145,852	-145,852
Laos	53,500	53 500	0
Luxembourg*	2,549,805	141 083	2,408,722
Netherlands*	1,455,255	1 401 051	54,204
Nigeria	500,000	1 000 000	-500,000
Sierra Leone		1,844,788	-1,844,788
Sri Lanka	29,100	35 500	-6,400
Switzerland*	239,482	172 563	66,919
United States of America (CDC)*	4,059,559	12 017 282	-7,957,723
United States of America (USAID)	-660,000	49 774 551	-50,434,551
Zimbabwe	105,000	0	105,000
Canton de Geneva, Switzerland**	91,743	71 615	20,128
Sub-total Governments	22,813,461	73 384 737	-50,571,276
Cosponsoring Organizations			
UNDP	145,501	255 930	-110,429
UNFPA	2,120,065	1 995 649	124,416
UNHCR	202,000	233,660	-31,660
UNICEF	18,182	18 000	182
UN Women	140,060	0	140,060
WFP	57,000	0	57,000
WHO	266,090	350 580	-84,490
Sub-total Cosponsors	2,948,898	2 853 819	95 079
Other			
AIDS Health Foundation (AHF)	30,000	0	30,000
Bill and Melinda Gates Foundation	661,802	4,220,757	-3,558,955
Croix Rouge Francaise	-	326 169	-326,169
Federatie COC Nederland	-	5 274	-5,274
Global Fund	207,000	332 566	-125,566
MPTF Office	1,511,146	496 448	1,014,698
Pan American Health Organization (PAHO)	150,000	120 002	29,998
Save the Children Fund	-	79 990	-79,990
UNOPS	623,932	81 842	542,090
Various donors		1 668	-1,668
Refunds to donors	(1,204,563)	(549 112)	-655,451
Sub-total	1,979,317	5,115,604	-3,134,619
Miscellaneous income	561,680	502 757	58,923
TOTAL	28,303,356	81,856,917	-53,610,816

Expense by major category for years 2025 and 2024 (US\$ million)



2026 Financial outlook

Core contributions - projections 2026

- **US\$ 43.8 million** Core income recorded in 2026 as of 31st May 2026 (US\$41.6 million by 31 May 2025)
- Projected core income is US\$ 63 million for 2026 - without USG contribution

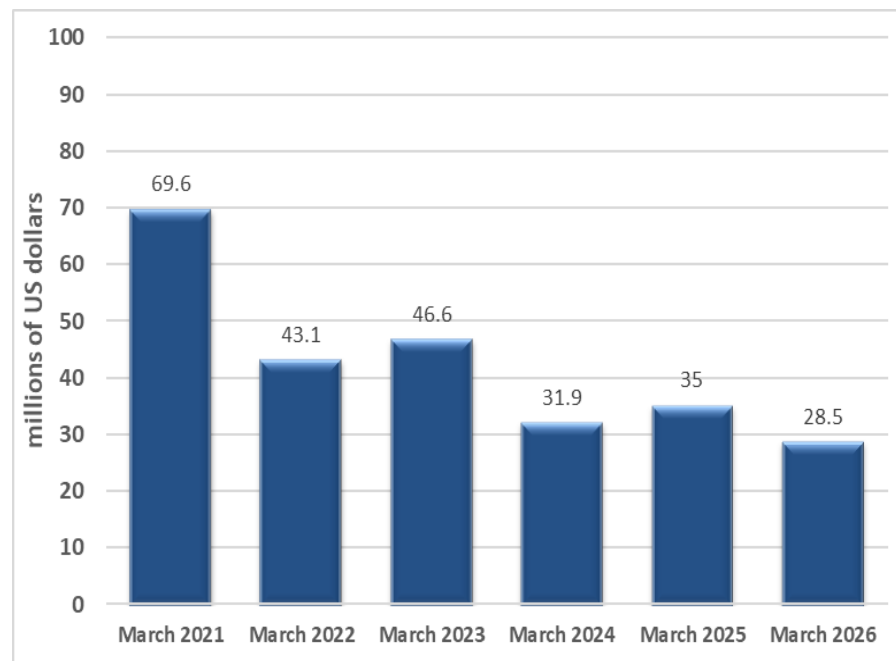
Unified Budget, Results and Accountability Framework - Core funds details of revenue for the period 01 January 2026 to 31 May 2026	
(in US dollars)	
Voluntary contributions	Funds made available towards 2026 UBRAF Core funds
Governments	
Algeria*	30 000
Belgium (Confirmed)	3 436 426
Cote d'Ivoire*	1 500 000
Denmark	6 133 088
Ireland	2 906 977
Luxembourg**	2 778 079
Monaco***	179 641
Netherlands	21 089 224
Philippines*	220 000
Thailand	100 000
Turkey	10 000
United Kingdom of Great Britain & Northern Ireland	5 464 481
Sub-total Governments	43 847 915
TOTAL	43 847 915

* Core specified

** Includes the 2nd instalment of US\$1.4 mil (EUR 1.2 mil) that is due later in 2026

*** Monaco includes 120,000 EUR of core specified for South Africa

Income recorded by March of each year



2026 Core Operating budget and Core Expenditure YTD – 31 May 2026



Approved Unrestricted Core Budget of **US\$ 63 million for 2026** (Lead cosponsors US\$ 3 million and Secretariat US\$ 60 million)



Secretariat total core expenditure and encumbrances equal to **US\$36.3 million**



Transfers to 6 Lead Cosponsors equal to **US\$ 1.5 million (US\$250K to each lead cosponsor)**

Non-Core UBRAF Contributions - 1 Jan 2026 to 31 May 2026

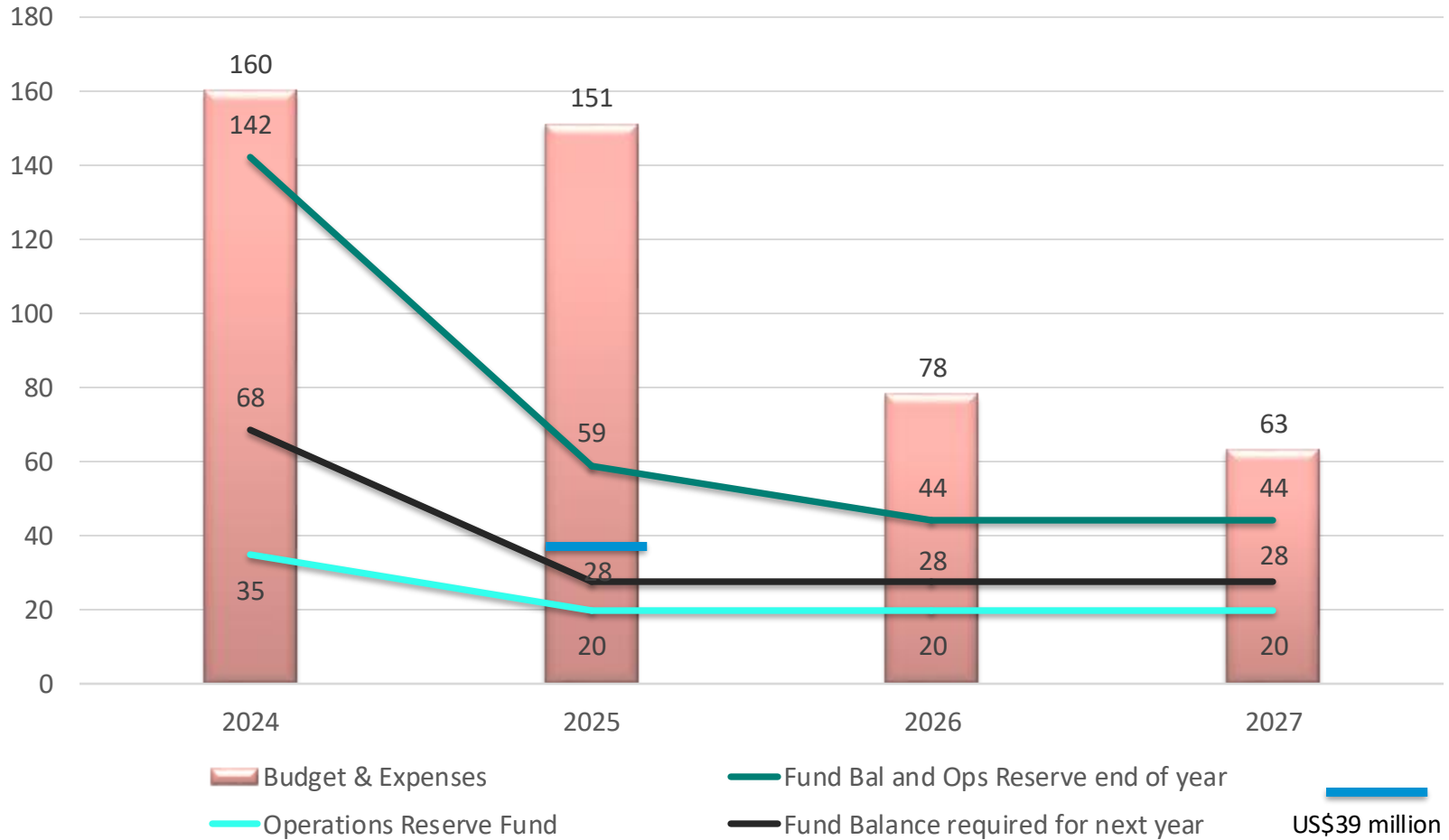
US\$ 22.7 million recorded towards UBRAF non-core revenue.

** Includes 2nd instalment of US\$1.3 million that is due later in 2026

UBRAF - Non-Core revenue for the period 01 January 2026 to 31 May 2026	
(US dollars)	
Voluntary contributions	2026 Funds made available towards Non-core UBRAF
Governments	
Benin (TGF)	115 468
Canada	810 823
China	6 859 576
Laos - (TGF)	189 251
Luxembourg**	2 521 622
Netherlands	5 986 646
Nigeria - (TGF)	500 000
Sweden	395 960
United States of America (CDC)	682 500
Sub-total Governments	18 061 846
Cosponsoring Organizations	
UNFPA - (Sida)	2 256 976
UNHCR	72 500
Sub-total Cosponsors	2 329 476
Other	
Bill and Melinda Gates Foundation	280 646
MPTF Office	515 400
Pan American Health Organization (PAHO)	1 129 928
Sidaction	118 777
UNOPS - (TGF)	291 624
Sub-total	2 336 374
TOTAL	22 727 696

Net Fund Balance and Operating Reserve Fund Analysis

2026 and beyond with lower budget – US\$ million



The Operating Reserve Fund (ORF)



At its sixth meeting in May 1998 the PCB approved the level of the ORF at US\$ 33 million and endorsed the rules and procedures guiding the use of the ORF by the Executive Director



The primary purpose of the ORF is to ensure that cash will be available for financing the UNAIDS approved biennial budget, pending the receipt of contributions.



At its sixteenth meeting in June 2005 the Programme Coordinating Board endorsed the proposed revised level of the ORF of US\$ 35 million.



US\$ 15 million was transferred from the ORF to Fund balance – **PCB56 Decision 6.9**

In accordance with the staff rules and regulations, USD 14.9m was utilized and provisioned for staff separations in 2025 and 2026.



ORF Balance as of 31 December 2025 was US\$ 20 million

Statement of Internal Control

Process for the 2025 SIC

STATEMENT OF INTERNAL CONTROL | FRAMEWORK & APPROACH

01 — CONTENT

SIC Content

1. Scope of responsibility
2. Purpose of internal control
3. UNAIDS' operating environment
4. Internal Control Framework and risk management
5. Review of effectiveness of internal controls
6. Significant risk issues
7. The Statement

02 — WORKFLOW

Process Steps

- 1 **Risk assessments** and internal control self-assessment checklist completed by managers
- 2 **Directors** sign a Representation Letter
- 3 **Cabinet review** of risks and internal controls
- 4 **External Auditor reports** inform the review
- 5 **EXD signs off** the statement

Implementation of continuous improvements

Thank you