



Federated States of Micronesia

Global AIDS Response Progress Report 2014

Submission date: 15th April 2015

Contents

Forward	3
Acknowledgements.....	4
I. Status at a glance	6
a. Indicator Overview Table	6
b. Status of the Epidemic	10
c. HIV and STI Statistics.....	11
d. Policy and programmatic response	13
a. Inclusiveness of the stakeholders in the report writing process	14
II. Overview of the AIDS epidemic	16
III. National response to the AIDS epidemic	24
3.1 Prevention.....	24
IV. Best practices.....	44
V. Major challenges and remedial actions.....	49
Prevention.....	50
Monitoring & evaluation and Surveillance	50
Program management and coordination	51
Consistency in technical advice:	51
Funding Flows	52
Treatment Care and Support: Improving Compliance with ART	52
Financial management.....	52
Reducing stigma and discrimination	52
VI. Support from the country’s development partners (if applicable)	53
Prevention:.....	53
Governance:.....	53
Surveillance, research and monitoring and evaluation	53
VII. Monitoring and evaluation environment	54
ANNEXES	55

Forward

It is our pleasure to present to your attention the 2014 Report of the Federated States of Micronesia in honouring our commitment to the Political Declaration of 2011: Intensifying our efforts to eliminate HIV and AIDS.

The Federated States of Micronesia is a country of many islands with a low prevalence of HIV. However, the fact that regional trends indicate continuous increase of HIV infection especially among most at-risk populations is rather worrying. For this reason the National response in country is focused on prevention of HIV infection with the aim to timely and efficiently prevent a possible HIV epidemic that always has broader health, social and economic impacts on the individual and community level. Regional and sub-regional aspects and conditions are always considered in our national activities.

As one of the countries that signed the Declaration on Commitments for HIV/AIDS, FSM undertaken the necessary steps in defining the strategic HIV/AIDS priorities, implementing concrete activities, building sustainable systems and mobilization of financial resources according to their availability.

The HIV program supported by the Global Fund to Fight AIDS, Tuberculosis and Malaria and CDC, enabled our country to successfully implement the aims and activities in defined in the National AIDS Strategy 2007-2013. Moreover, this program contributed to the capacity building of the governmental and non-governmental sector for planning and implementation of activities targeting HIV/AIDS prevention.

This GARPR Report for 2014 demonstrates and summarizes the overall national efforts undertaken in development of relevant policies and progress in programme implementation and their contribution to the overall response to AIDS, as well as further underlying challenges that need to be addressed to halt the spread of HIV/AIDS in our country. This report also reflects the challenges in securing sustainable funding for prevention, treatment, care and support of HIV/AIDS by the Government due to the influence of the economic crisis.

With this report, we hope to increase our commitment in reducing stigma and discrimination towards people living with HIV/AIDS and to reduce gender-based violence, issues that lie beyond HIV infection that influences negatively the well-being of the population of our country.

Though FSM is a low HIV/AIDS prevalence country we reinforce our intention to ensure that our national response to AIDS is strong enough to maintain the low level of concentration and to ensure a AIDS free generation.

Yours sincerely,

Dr. Vita A. Skilling
Secretary, Department of Health and Social Affairs

Date

Acknowledgements

This GARPR report developed by the Communicable Disease Section Team at the National Department of Health and Social Affairs and the report was approved by the Secretary of Health and Social Affairs on April 15, 2015. The technical support for the write up is provided from the UNAIDS Office in Suva, Fiji.

This report was coordinated by the national Team of HIV/AIDS Program Manager, SurveillanceProgram Officer and the Financial Management Specialist from the Department of Health and Social Affairs which is leading the HIV/AIDS program response in the Federated States of Micronesia. The data and commentary presented in this report was drawn from a diverse range of sources including (but not limited to): Fours states Department of Health Services, Public Health Services, Hospital laboratories, 2006-2008 SGS survey for Pohnpei, Chuuk and Kosrae, 2011 sex worker survey in Chuuk and key informant interviews. Special Thanks for the input to: Ms. Takiko Ifamilik, National HIV/AIDS Program Financial Management Specialist, National Communicable Disease Surveillance Officer Ms. Nefertti David and Mr. Johnny Hebel, National HIV/AIDS Program Manager.

Contact person for the report:

Dr. Vita A. Skilling, Secretary, Department of Health and Social Affairs – E-mail;
vskilling@fsmhealth.fm

Johnny Hebel, National HIV Program Manager, DHSA – E-mail; jhebel@fsmhealth.fm

I. Status at a glance

a. Indicator Overview Table

Target		Indicators	Value	Source	Comments
Target 1. Reduce sexual transmission of HIV by 50 per cent by 2015	Indicators for the general population	1.1 Young People: Knowledge about HIV Prevention*	N/A	N/A	No new national survey conducted this reporting period.
		1.2 Sex Before the Age of 15	N/A	N/A	Same as the above comment
		1.3 Multiple sexual partners	N/A	N/A	Same as above
		1.4 Condom Use During Higher Risk-Sex*	N/A	N/A	Same as above
		1.5 HIV Testing in the General Population	8010	DHSA CD Annual Report	Data collected in 2014 from DH&SA annual report for ages 0-35 + years
		1.6 HIV prevalence in young people	5	DHSA CD annual Report	From the 7 new cases reported this period 5 falls within 15-24 years of age which considered as youth for 2014.
	Indicators for sex workers	1.7 Sex Workers: Prevention programmes	N/A	N/A	No new national survey for sex workers conducted in 2014.
		1.8 Sex Workers: Condom Use	N/A	N/A	Same as above
		1.9 Sex Workers: HIV Testing	N/A	N/A	Same as above
		1.10 Sex Workers: HIV Prevalence	N/A	N/A	Same as above
	Indicators for men who have sex with men	1.11 Men who have sex with men: Prevention programmes	N/A	N/A	Same as above
		1.12 Men who have sex with men: Condom Use	N/A	N/A	Same as above
		1.13 Men who have sex with men: HIV Testing	N/A	N/A	Same as above
		1.14. Men who have sex with men: HIV Prevalence	N/A	N/A	Same as above
	Testing and Counselling	1.15 Number of Health facilities that provide HIV testing and counselling services	13	DH&SA	Kosrae- 1, Pohnpei 6, Chuuk 5 and Yap 1. Test are done conventionally, blood can be drawn during outreach.

Country Progress Report – Federated States of Micronesia | 2015

					Data collected from DH&SA CD annual report for FY 2014. 7 new cases reported and only one is less than 15 + years.
		1.16 HIV Testing in 15+ (from programme records)	6	DH&SA	
		1.17 Sexually Transmitted Infections (STIs)			
	Sexually Transmitted Infections	1.17.1 Percentage of women accessing antenatal care (ANC) services who were tested for syphilis at first ANC visit	3%	DH&SA	1882 clients tested for syphilis and 52 were positive in 2014.
		1.17.2 Percentage of antenatal care attendees who were positive for syphilis	52	DH&SA	52 clients were positive in 2014
		1.17.3 Percentage of antenatal care attendees positive for syphilis who received treatment	1	DH&SA	The assessment is done at the FP/GYN clinic
		1.17.4 Percentage of sex workers with active syphilis	N/A	N/A	No data collected for this indicator
		1.17.5 Percentage of men who have sex with men (MSM) with active syphilis	N/A	N/A	No data collected for this indicator in 2014
		1.17.6 Number of adults reported with syphilis (primary/secondary and latent) during the reporting period	N/A	N/A	No data collected for this indicator in 2014
		1.17.7 Number of reported congenital syphilis cases (live births and stillbirth) during the reporting period	N/A	N/A	Same as above
		1.17.8 Number of men reported with gonorrhoea during the reporting period	31	DH&SA	146 male were tested for gonorrhoea this period and 31 +
		1.17.9 Number of men reported with urethral discharge during the reporting period	N/A	N/A	No data collected for this indicator
		1.17.10 Number of adults reported with genital ulcer disease during the reporting period	N/A	N/A	Same as above comment
Target 2. Reduce transmission of HIV among people who inject drugs by 50 per cent by 2015		2.1 People who inject drugs: Number of needles/IDU	N/A	N/A	Same as above comment
		2.2. People who inject drugs: Condom Use	N/A	N/A	Same as above comment
		2.3 People who inject drugs: Safe Injecting Practices	0	DH&SA	No Injection user reported in 2014
		2.4 People who inject drugs: HIV Testing	0	DH&SA	No injection user reported in 2014
		2.5 People who inject drugs: HIV Prevalence	0	DH&SA	Same as above comment
		2.6 People on opioid substitution therapy	0	DH&SA	Same as above comment
		2.7 NSP and OST sites	N/A	N/A	No report on this indicator
Target 3. Eliminate mother-to-child transmission of		3.1 Prevention of Mother-to-Child Transmission	1	DH&SA	Only one case reported in 2014
		3.1 a Prevention of mother-to-child transmission during	0	DH&SA	The only one case did not breast

Country Progress Report – Federated States of Micronesia | 2015

HIV by 2015 and substantially reduce AIDS-related maternal deaths	breastfeeding			feed.
	3.2 Early Infant Diagnosis	1	DH&SA	One caser reported was diagnosed HIV + after birth.
	3.3 Mother-to-Child transmission rate (modelled)	N/A	N/A	No modelled developed in 2014
	3.3 a Mother-to-child transmission of HIV (based on programme data)	1	DH&SA	This was reported in 2014
	3.4 Pregnant women who were tested for HIV and received their results	100%	DHS QR	State program coordinator reported that all pregnant women tested for HIV received their result
	3.5 Percentage of pregnant women attending antenatal care whose male partner was tested for HIV in the last 12 months	N/A	N/A	No data collected on this indicator but there is data collected on # of pregnant women tested for HIV at the ANC
	3.6 Percentage of HIV-infected pregnant women who had a CD4 test	100%	DH&SA	Only one pregnant woman was positive this period and she had her CD4 test.
	3.7 Infants born to HIV-infected women receiving ARV prophylaxis for prevention of Mother-to-child-transmission	1	DH&SA	This one case was placed on ARV prophylaxis during pregnancy and after birth.
	3.9 Percentage of infants born to HIV-infected women started on cotrimoxazole (CTX) prophylaxis within two months of birth	100%	DH&SA	There is only one infant reported this period and was placed on prophylaxis during pregnancy and after birht
	3.10 Distribution of feeding practices for infants born to HIV-infected women at DTP3 visit	N/A	N/A	No record collected or documented per this indicator
	3.11 Number of pregnant women attending ANC at least once during the reporting period	N/A	N/A	No record collected per this indicator
Target 4. Have 15 million people living with HIV on antiretroviral treatment by 2015	4.1 ART coverage (adults and children)* , including Number of eligible adults and children who newly enrolled on antiretroviral therapy during the reporting period	5	DH/SA	7 new cases were diagnosed and reported in 2014, 5 are on treatment one moved to Guam and one stil refused to start on treatment. CD4 count is less than 350 initially
	4.2 HIV Treatment: 12 months retention	N/A	N/A	No record documented for this indicator. New and old cases just started middle of 2014
	4.2b HIV Treatment: 24 months retention	N/A	N/A	Same as above comment

Country Progress Report – Federated States of Micronesia | 2015

	4.2c HIV Treatment: 60 months retention	N/A	N/A	As stated in earlier comment the new and the old case reported 2011 all just started in 2014.
	4.3 Health facilities that offer antiretroviral therapy	1	DHS Pohnpei	All case in FSM are from Pohnpei except one in Chuuk and only Pohnpei state hospital started treatment on their cases. Chuuk case refuse to take ARV.
	4.4 ART stockouts	0	DHS	All four states have not encounter stock outs of ART. ARVs is received at the Natioanl for all states except for Yap. Order comes in a 6mothly patches and monitor closely by National office and the Regional Pharmacy in Suva.
	4.5 Late HIV diagnoses	N/A	N/A	No data recorded for this indicator
	4.6 HIV Care	4	DH&SA	All four states in FSM offer HIV Care and there is a Team for HIV Care available and working in all these four states Hospitals.
	4.7 Viral load suppression	0	DH&SA	FSM does not have the capacity to run VL test. VL are done in Hawaii, meaning specimens are collected and sent to DLS in Hawaii for running the test for the clients.
Target 5. Reduce tuberculosis deaths in people living with HIV by 50 per cent by 2015	5.1. Co-Management of Tuberculosis and HIV Treatment	N/A	N/A	No data collected for this indicator.
	5.2 Health care facilities providing ART for PLHIV with demonstrable infection control practices that include TB control	4	DH&SA	All four state hospitals have team in place to ensure this indicator is carried out accordingly with right measure and control.
	5.3 Percentage of adults and children newly enrolled in HIV care (starting isoniazid preventive therapy (IPT))	0	DH&SA	None of the FSM cases living or atleast reported in 2014 in this age category. One reported earlier in the report is an infant.
	5.4 Percentage of adults and children enrolled in HIV care who had TB status assessed and recorded during their last	0	DH&SA	No TB HIV co infection reported this reporting period

Country Progress Report – Federated States of Micronesia | 2015

	visit			
Target 6. Close the resource gap	6.1 AIDS Spending - Domestic and international AIDS spending by categories and financing sources	4	DH&SA	There are four major funding sources that support the HIV program in FSM, CDC, HRSA, GF and WHO.
Target 7. Eliminating gender inequalities	7.1 Prevalence of Recent Intimate Partner Violence (IPV)	N/A	N/A	Nor record documented per this indicator.
Target 8. Eliminating stigma and discrimination	8.1 Discriminatory attitudes towards person living with HIV	N/A	N/A	No documentation available per this indicator this reporting period
Target 9. Eliminate Travel restrictions	Travel restriction data collected by Human Rights and Law Division at UNAIDS HQ, no data collected needed	N/A	N/A	No documentation or record available per this indicator this reporting period.
Target 10. Strengthening HIV integration	10.1 Orphans and non-orphans school attendance*	N/A	N/A	Same as above comment
	10.2 Economic support for eligible households	N/A	N/A	This kind of support is not documented or reported this period
				/

b. Status of the Epidemic

With 46 cases reported since the beginning of the HIV-AIDS epidemic in 1989, FSM is considered to have a low prevalence of HIV. There are 9+ HIV cases currently living in FSM. Heterosexual contact is the predominant mode of transmission although male-to-male-sex and mother-to-child transmission has been significant modes of transmission throughout the epidemic as well. Routine case surveillance in 2014 reported 7 new diagnosed HIV cases and one was diagnosed off Island and moved to FSM which made a total of 8 new cases reported in 2014. One of the new case diagnosed in Pohnpei have moved to Guam and is currently under care and support by Guam Public Health. Six are now on ART and one is still under evaluation for CD4 count and Viral Load.

High rates of STIs continue, generating significant health issues as well as indicating that unprotected sexual activity continues to be an ongoing risk factor across the population. The occurrence of transactional and commercial sex, particularly for young women but also in relation to their clients, has been recognised. The likelihood of male-to-male sexual activity is beginning to be discussed as a concern to be addressed.

The most recent survey data, the Second Generation Surveys conducted in Pohnpei, Yap and Chuuk through 2006-2008, interviewed young men and women, police and pregnant women. Whilst results varied across these populations, the surveys identified low knowledge of HIV transmission and prevention (except in the police); limited utilisation of testing; low condom use (especially for young women); early onset of sexual activity and strong likelihood of multiple partners (particularly for young men); a strong association between use of alcohol or drugs and sexual activity; low levels of tolerance for positive people; and limited health seeking behaviour in relation to seeking treatment for STIs, despite symptoms. The reasons for not using condoms included lack of availability or a preference for 'skin to skin'. These surveys suggested that a significant number of people continue to place themselves at risk through unprotected sex with multiple partners, despite variations in knowledge of transmission and prevention and access to treatment.

A subsequent survey of sex workers in Chuuk, released in 2011, confirmed the vulnerability of the respondents - and young women in particular - due to their social and economic status. Apart from indications that most women in the survey engaged in transactional sex because of the incentive of money or goods, the survey also identified a high level of forced sex amongst respondents. It also confirmed low levels of knowledge of prevention and high risk sexual behaviours.

c. HIV and STI Statistics

In 2014, 8,010 people were tested and 7 new cases reported during this reporting period, regardless of high screening and test being conducted in 2014.

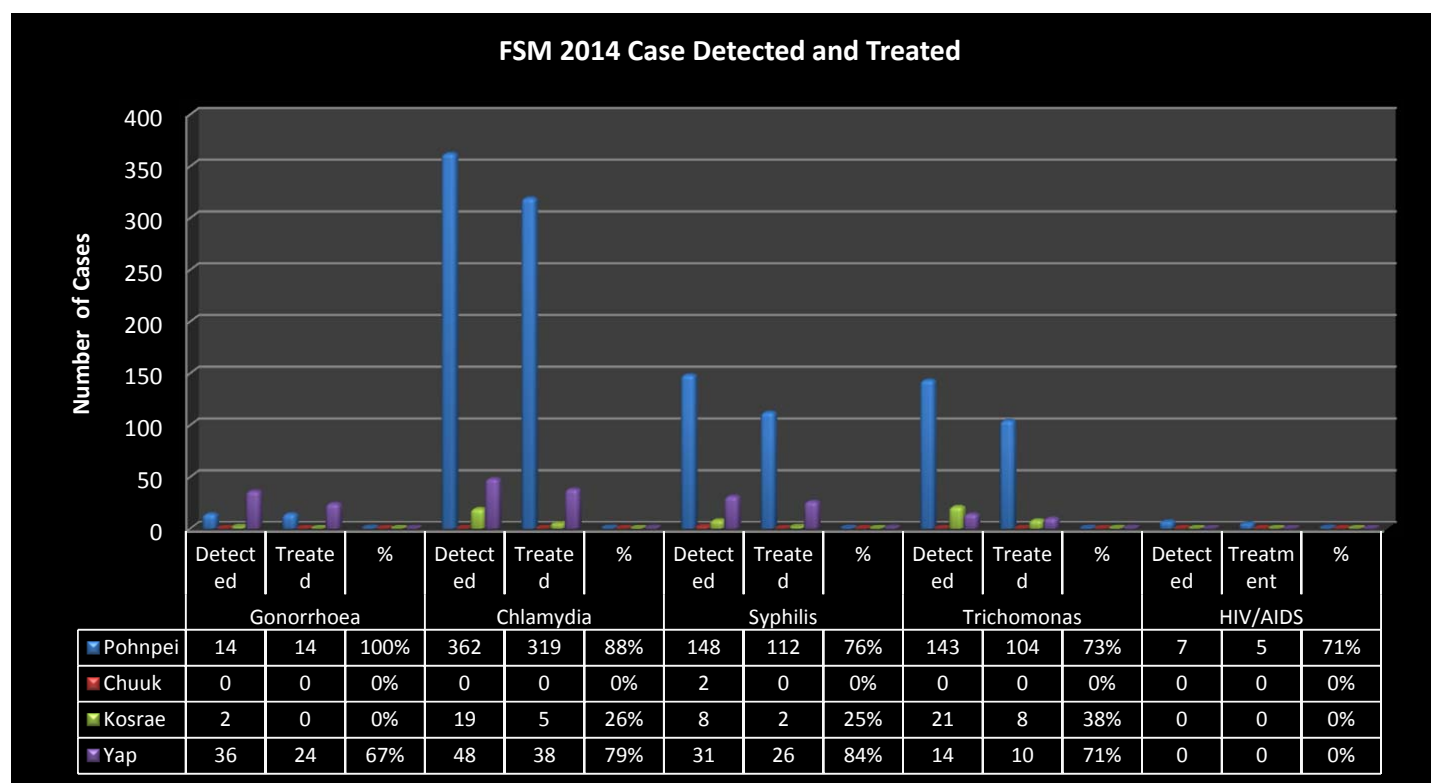
A total of 46 cases of HIV have been notified during 1989-2014 with 33/45 (73%) notified in the decade 1998-2007. Since 1989, 26 cases were reported amongst males (57%), 19 females (42%) and 1 not known reported (.02%). Age ranges were 0-14yrs (6 cases) 15-24years (13 cases) 25-44 years (23 cases), 45+ (1 case) and unknown (2 cases). The causes of transmission included 30 heterosexual (67%) 6 male-to-male-sex (8%) 6 mother to child (8%) 2 IDU (5%) and 1 bisexual (.02%). All states have reported cases: Chuuk 23 (51%) Pohnpei 16 (36%) Kosrae 4 (11%) and Yap 2 (22%).

The epidemiological curves suggests that there might have been two 'outbreaks' in Chuuk and in Pohnpei – it is known that at least some of these cases were linked. There have been a small number of infections reported to date and most have already died. All 9 known living cases are under medical management, and 6 are on ART. From the 7 cases reported in 2014, five are on ART. Most cases have been among those aged 25-44 years. Heterosexual transmission appears to be the predominant mode but small numbers of cases are attributed to male-male sex, intravenous drug use and vertical transmission.

Early in the epidemic, cases were usually diagnosed late in the course of illness. This was due to a mix of factors: limited knowledge and capacity to provide diagnostic and clinical care amongst the health care profession and limited access to and utilization of testing and care services by the broader community, alongside the stigma and discrimination associated with HIV. With the increase in community education, testing, diagnostic and clinical skills and capacity since access to ART was introduced in 2007, it is noted that there has been changes made. With the availability of the Pima Analyzer provided by SPC to FSM this may have contribute to the change.

The chart below shows number of STI detected cases and number treated among disease categories per state in 2014.

Currently Living with HIVSource: DHSA HIV Registerupdated 2014															
Year	<15			15-19			20-24			25-49			50>		
	M	F	U	M	F	U	M	F	U	M	F	U	M	F	U
2013	--	--	--	--	--	--	--	--	--	-	--	--	--	--	--
2014	--	1	--	1	--	--	--	2	--	--	3	--	--	--	--
Total	0	1	0	1	0	0	0	2	0	1	3	0	0	0	0



d. Policy and programmatic response

FSM's National Strategic Plan 2013-2017 endorsed towards end of 2013 and now in its second year of implementation. The NSP identifies four priority areas: prevention, comprehensive management of HIV & STIs, governance and coordination, monitoring and evaluation. Key areas for strengthening the effectiveness of the response in each of these priorities include:

- In prevention – the Strategy will strengthen the quality of the innovative work to date in outreach and community education programs, particularly focus on identifying and establishing programs with key risk groups, men who have sex with men and sex workers and their clients and cross-state programs (e.g. expansion of the Chuuk linkage program); enhance the peer education program across the country, especially the quality of current training and support; engage parents as peer educators to strengthen the knowledge, capacity and support in the adult community; and integrate with broader vulnerability issues, such as alcohol use and domestic violence, through established programs.
- In the management of HIV & STIs, the Strategy will strengthen the dissemination of policy and procedures in clinical care, drawing on current experience; broaden engagement and linkages with the private sector in each state; more rigorous surveillance (crossing over with M&E); and build links with broader vulnerability issues, such as domestic violence;
- In Governance: the Strategy will enhance the dissemination of policy and procedures; share lessons learnt in developing policy and procedures and legislation; confirm ongoing funding from current sources, such as the global fund, who fund as well as the US federal grants
- In monitoring and evaluation: the Strategy will establish systems for the collection, analysis and dissemination of data to assess the quality and effectiveness of the response; the development of an M&E framework and associated training in monitoring and evaluation are key components.

The National Health Sector Policy for Strengthening of HIV/AIDS and STI prevention, Care and Treatment expired December 2013 and the process of revising this policy had already underway. The workshop in May 2014 by the National Communicable Disease team along with all coordinators from each of the four states with Technical Assistance from WHO to revisit the existing HIV policies and costed the NSP. The revised policies are still in progress to be completed in 2015.

e. Inclusiveness of the stakeholders in the report writing process

The process for compiling the report was initiated in early March 2015 when UNAIDS (Suva) informed the FSM Focal Point to submit the Global AID Response Progress Report (GARP). Following negotiation of the dates for the on line training by UNAIDS Office in Suva, unfortunately FSM team did not attend the training due to internet problem. Regardless, of the unforeseen circumstances encountered the Focal Point and the team have been in contact with UNAIDS office responsible person Ms. Gabriela Ionascu for further assistance in the development of this report.

A workplan was then agreed between the UNAIDS Suva Team and the Focal Point by email communication. Following the Technical Assistance via email and skype calls with Ms. Gabriela Ionascu, a meeting was convened with a small working group consisting of the national HIV Manager, the national Surveillance officer and national finance Specialist to discuss the process and agreed on responsibilities for compiling the report.

Given the constraints of geography across the four states and timeline for completion of the report and competing program priorities, it was agreed that data would be collected by three key means:

- 1) Review of existing program reports and other documentation relevant to the 2014 reporting period
- 2) Review of the financial data available in relation to the key funders
- 3) Review of available surveillance and other data to compile the indicators

The National HIV Program Manager undertook responsibility for working with colleagues to source all relevant program reports and Survey, supported by the national Surveillance Officer. The Finance Officer, working with colleagues at state and national level, sourced all relevant financial data. Together, all these sources of data were drawn upon to compile the response to the indicators and draft the narrative report.

Information in response to the indicators was discussed with the National Manager, Surveillance Officer and the Financial Specialist and uploaded. The information on the funding data was discussed with the Finance Specialist, prior to compilation, finalized and uploads online.

II. Overview of the AIDS epidemic

Country context

The Federated States of Micronesia contains 607 volcanic islands and atolls scattered over 1 million square miles of the Pacific Ocean. The land area totals 704.6 square kilometres, with 7192 square kilometres of lagoon area. The Federated States of Micronesia is a constitutional federation of four states: Chuuk, Kosrae, Pohnpei and Yap.

The capital is located in Palikir, Pohnpei. The constitution provides for three separate branches of government at the national level: executive, legislative and judicial. It has a Declaration of Rights, similar to the Bill of Rights of the United States of America, specifying basic human rights standards consistent with international norms.

The Congress is unicameral and has 14 senators, one from each state, elected for a four-year term, and 10 who serve two-year terms, whose seats are apportioned by population. There are no formal political parties. The President and Vice-President are elected to four-year terms by the Congress. Elections were last held in 2015. This term will end in July and new administration will begin in 2015.

The National HIV & STI Programs are part of the Department of Health and Social Affairs. The Secretary of the Department of Health and Social Affairs is a cabinet-level position, nominated by the President and requiring congressional confirmation.

Economic activity consists primarily of subsistence farming and fishing. Primary farm products include black pepper, tropical fruits and vegetables, coconuts, cassava, betel nuts, sweet potatoes, pigs and chickens. The islands have few mineral deposits worth exploiting, except for high-grade phosphate. The potential for a tourist industry exists, but the remote location, lack of adequate facilities and limited air connections hinder development.

Under the current compact of Free Association, through which Micronesia receives ongoing US financial and technical assistance, FSM receives approximately US\$92 million a year until 2023, including contributions to a jointly managed trust fund. Additional funding from the United States totalled US\$ 57 million.

Employment declined from 16,119 in 2000 to 15,897 in 2005. Pohnpei had the highest number of employed, at 7060, and Kosrae had the lowest, at 1366. The three largest employers were the private sector, state government, and government agencies. Around 43% were in the public sector, 19.8% in wholesale trade and repair and 7% in education. The unemployment rate is 16% and the average real wage is US\$ 6037. The number of people participating in the labor force increased

by 25% between 1994 and 2000. Wage salary jobs, however, declined by 11% between FY 1995 and FY 2009. This resulted in rapid growth in the subsistence sector as well as growth in the ranks of the unemployed.¹

The country has reported significant trade deficit over the last decade². In 2005, total imports were valued at US\$117.5 million and exports were valued at only US\$1.3 million. The tourism sector is small, with only 13,415 tourists reported for 2005. Private remittances are also limited, especially compared with other Pacific island countries. The gross domestic product (GDP) for 2008 was estimated to be US\$ 304 million, with nominal GDP per capita estimated to be US\$2223. The country's economic outlook is reported as fragile, due, in part to the continuing reduction in assistance from the United States of America and also to the slow growth of the private sector. Geographical isolation and a poorly developed infrastructure remain major impediments to long-term growth. In recent times, telecommunication costs have fallen and internet access is now available through broadband and could improve access to education and trade.³

Population

Based on the preliminary results of the 2010 Census, the Federated States of Micronesia has a population of 102 624. Of this population, 35.7% is below 15 years old and 3.3% is 65 years and over. The average age of the population is estimated to be 21.5 years. For every 100 females, there are about 103 males. There has been a decrease in the population of approximately 4,400 due to substantial outmigration over the past decade (since 2000⁴) – most particularly in Chuuk and Kosrae, where the economy has declined/experienced financial difficulties. Approximately 49% of the population lives in Chuuk, 32% in Pohnpei, 11% in Yap and 8% in Kosrae, with almost 23% living in urban areas.

Table 1A. Age and Sex Distribution, FSM: 2010				
5 Year Age-group	Total	Male	Female	Sex ratio
All ages	102,624	52,055	50,569	102.9
0-4	12,042	6,129	5,913	103.7
5-9	11,933	6,138	5,795	105.9

¹Taken from the 2000 census data – quoted by MDG 2011 report which advises that updated figures will be available in mid-2011 when the 2010 census data is analysed.

²More recent data was not available.

³WHO materials, WHO Fact Sheet, FSM WHO Country Office, accessed 01032012

⁴This decline resulted in an average annual growth rate of -0.42% for period 2000-2010, as compared to 0.25% for period 1994-2000.

10-14	12,675	6,521	6,154	106.0
15-19	11,878	6,172	5,706	108.2
20-24	9,292	4,865	4,427	109.9
25-29	7,610	3,822	3,788	100.9
30-34	6,592	3,404	3,188	106.8
35-39	5,896	2,899	2,997	96.7
40-44	5,567	2,703	2,864	94.4
45-49	5,204	2,648	2,556	103.6
50-54	4,638	2,306	2,332	98.9
55-59	3,568	1,856	1,712	108.4
60-64	2,313	1,176	1,137	103.4
65-69	1,208	542	666	81.4
70-74	951	397	554	71.7
75+	1,257	477	780	61.2
Median age	21.5	21.1	21.9	...
Note: Excludes persons residing outside FSM				
Source: Preliminary counts, 2010 FSM Census				

About 36% of the total population were aged 0-14 years, 21% were aged 15-24 years, 38% were aged 25-59 and 6% 60 years and above. The median age is 21.5 years. This is based on the latest census in 2010.

The health care system

Responsibility for National office is to coordinate health activities, establish baseline policies, monitor health implementation, planning and delivering health services are shared between national and state agencies in the FSM. At the national level, the Department of Health and Social Affairs (FSM-DHSA) has responsibility to provide technical assistance to the state program and to assist with mobilizing financial and other resources to support improved medical and public health services in the states. The departments of Health Services of the states have primary responsibility for planning and deliver services including those programs and activities directed at prevention and control of HIV AIDS and STI.⁵

The national Department of Health and Social Affairs does not have a direct role in the provision of health services. The Secretary of the Department of Health and

⁵National Health Sector Policy for Strengthening HIV/AIDS, STI Prevention Care and Treatment, Department of Health and Social Affairs, 2009

Social Affairs is responsible for overseeing all health programmes and ensuring compliance with all laws and executive directives. Major mandates are coordination, monitoring, technical assistance and capacity-building.

Each state government maintains its own health services. The Department of Health Services in each state has primary responsibility for curative, preventive and public health services. This responsibility includes the main hospital, peripheral health centres, and dispensaries. Each state maintains a centrally located hospital that provides a minimum range of primary- and secondary-level services, both preventive and curative. Only residents of urban centres have direct access to the main hospital in each state. Transportation issues between islands often prevent residents who live on the outer islands from accessing these hospitals.

Dispensaries (similar to health clinics) are located in municipalities and outlying islands and are part of the state health departments. Their location is based on population, need and political affiliations. The mayors and the dispensary supervisors are responsible for day-to-day operations. Diagnosis and treatment of common ailments are the primary services provided, with more advanced cases being referred to central hospitals.

Health services are highly subsidized by the state governments, except in the private clinics. There are eight private health clinics in the country and one private hospital.

A. Private Health Facilities

Type of Facility	FSM	Yap	Chuuk	Pohnpei	Kosrae
Private Health Facility	7	-	2	5	-
Private Hospital	1	-	-	1	-
- Licensed Bed	36	-	-	36	-
- Operating Bed	36	-	-	36	-
Private Health Clinics	3	-	-	3	-
Private Pharmacies	5	-	2	3	-
Private Dental Clinics	5	-	1	4	-

Source: FSM DHSA/HIS

B. Government Health Facilities

Facility Type	FSM	Yap	Chuuk	Pohnpei	Kosrae
Gov't Owned	115	26	66	12	7
Hospital	4	1	1	1	1
Licensed Beds	341	50	130	116	45
Operating Beds	294	42	125	92	35
Occupancy Rate	66	59	58	62	83
CHC	5	4	-	1	0
Dispensaries	96	19	68	9	-
Dental Clinics	4	1	1	1	1
Aid Posts	6	1	-	-	5

Source: FSM DHSA/HIS

At the State level, the Chief of Public Health supervises the posts relevant to sexual and reproductive health services: these include the HIV and STI coordinator/s in

Chuuk, Kosrae, Pohnpei, and Yap; the Family planning coordinators in all states, the MCH coordinators and, in two states (Chuuk and Pohnpei) the Adolescent health coordinators.

Most of these posts are staffed by nurses who, in addition to coordinating and managing programs, also clinically manage patients and clients. The coordinators link with the community through the Community Health Centers (CHC)⁶ which is usually managed by nurses or health assistants. The CHCs provides general clinical and public health services including the provision of contraceptives, screening tests for pregnancy, cervical cancer and STIs including HIV, syphilis, gonorrhea and Chlamydia and treatment of STIs. Where necessary, they refer to their counterparts in the Public Health Unit for more specific support relating to specific areas of expertise, by each of the Coordinators.

Each state's HIV & STI Programs also has to a greater degree, strong collaborative networks with community based NGOs and FBOs, and is supported at by the state level Community Planning Groups (in Kosrae this is called the State AIDS committee). At national level, the newly-formed National Advisory Committee for HIV, Other STIS and TB (NACHOST), a mix of government and community representatives (including members from the State Community Planning Groups), provides oversight of the national strategic directions in response to HIV & STIs.

Governance of the national response

National Policy

The National Health Sector Policy for Strengthening of HIV /AIDS and STI Prevention Care and Treatment was adopted in February 2009. It aims to establish coherence between the national and state provision of activities to strength services in HIV & STI prevention care and treatment by focusing resources and activities on:

- 1) Counseling and testing for those at risk of HIV and STI
- 2) Early initiation of medical, emotional and social care for HIV &STI-infected individuals
- 3) Combating stigma and discrimination
- 4) Supporting human rights (right to health, confidentiality and voluntary care)
- 5) Collaborating with communities
- 6) Strengthening national reporting systems (including the HIV & AIDS case reports, and HIV/STI Data Quarterly Report form. This new form is in its second year of implementation. The states use this form to collect STI/HIV data and submit to national office every quarter.

National HIV & STI Strategy

The National Strategic Plan (2013-2017) has been developed to assist and guide implementation of the response on HIV and STI in the country. In May 2014 the

⁶These are called Community Health Centres in Yap and Pohnpei, and dispensaries in Kosrae and Chuuk

states program coordinators and national team met and identified the at risk group, review and develop new policies, cost out the NSP, and monitor and evaluate the effectiveness of this plan. Technical Assistance was provided by WHO.

The Strategy affirms the ongoing importance of focusing on young people and travellers, as well as identifying the need to consider an emerging risk group, men who have sex with men (MSM), and Sex Workers.

The NSP identifies four priority areas: prevention, comprehensive management of HIV & STIs, governance and coordination, monitoring and evaluation. Key areas for strengthening the effectiveness of the response in each of these priorities include:

- Prevention: the Strategy will strengthen the quality of the innovative work to date in outreach and community education programs, particularly focus on identifying and establishing programs with key risk groups, men who have sex with men and sex workers and their clients and cross-state programs (e.g. expansion of the Chuuk linkage program); enhance the peer education program across the country, especially the quality of current training and support; engage parents as peer educators to strengthen the knowledge, capacity and support in the adult community; and integrate with broader vulnerability issues, such as alcohol use and domestic violence, through established programs.
- Management of HIV & STIs: the Strategy will strengthen the dissemination of policy and procedures in clinical care, drawing on current experience; broaden engagement and linkages with the private sector in each state; more rigorous surveillance (crossing over with M&E); and build links with broader vulnerability issues, such as domestic violence;
- Governance: the Strategy will enhance the dissemination of policy and procedures; share lessons learnt in developing policy and procedures and legislation; confirm ongoing funding from current sources, such as the response fund and global fund, as well as the US federal grants, or identifying alternate funding sources to replace the Global funds should they dissolve in 2017.
- Monitoring and evaluation: the Strategy will establish systems for the collection, analysis and dissemination of data to assess the quality and effectiveness of the response; the development of an M&E framework and associated training in monitoring and evaluation are key components.

The commitment under two key funders – the Global Fund and the WHO Fund – will continue to provide assistance to assist the implementation of the National Strategic Plan in collaboration with the main funding sources CDC that are federally funded programs and Human Resource Services Administration HRSA.

National Coordination

The FSM National Advisory Committee on HIV, Other STIs and TB (NACHOST) was established in 2009 by the authority of the Secretary of Health and Social Affairs. Articles of incorporation were endorsed in August 2010. The NACHOST was

established to support to National HIV, STI and TB Coordinators in the following areas:⁷

- Review of planning, coordination and monitoring of HIV, other STIs and TB activities to ensure maximum impact and effective management/use of funds.
- Review of external donor support and technical assistance to the FSM to assess impact, relevancy to FSM context and alignment to FSM national strategies and priorities;
- Compilation and review of national reports such as the UNGASS and MDG Progress Reports; and of HIV, other STIs and TB national and state strategic plans;
- Review national and state grant proposals and work plans to ensure alignment with national and state priorities and grant compliance, including technical input when requested;
- Ensure open communication and dialogue between national and state coordinators; and
- Ensure appropriate engagement and input of non-government sector (i.e. NGOs, Community Planning Groups (CPGs), and private sector) in the overall planning, implementation and monitoring of national and state activities.

The NAC HOST is expected to advocate with traditional, community and political leaders; share information about the response to HIV (and STIs and TB) and enhance implementation across all areas of the response through generating dialogue and understanding. It has a specific role in reflecting on the effectiveness, priorities and resources necessary for a strong response.

The NACHOST has formally met three times since its establishment in August 2010. Members of the NACHOST were engaged in the recent workshops to develop the National Strategic Plan.

Monitoring and Evaluation

The national HIV & STI Policy confirms that FSM-DHSA is charged with responsibility to collect, organize and analyse the HIV and AIDS case reports, the HIV Data quarterly report form and the STI data Quarterly Report form and other information from the states on the status of HIV AID and STI infections and disease⁸. DHSA carries responsibility to use this information and analysis to

- Inform government, the public and relevant international partners of progress in addressing HIV & STIs within FSM
- Identify need for additional technical or financial support
- Mobilize technical and financial support
- Report on progress to external funders.

⁷Articles of Incorporation, June 2010, endorsed at meeting of the NACHOST August 2010.

⁸Insert reference to policy.....

There is no national legislated agreement on data sharing with the major funders. STI is now entering data in a data base call Epi Anywhere and while HIV is using a data base called Epi-Info. For HIV data are collected using a form called CTR and then enter into the Epi Info data base. The data base is created by CDC and training conducted to state coordinators twice since 2009. Analysis of data for HIV is done at CDC. STI program is now using a common format for data collection developed and agreed with CDC and SPC. Epi Anywhere data base is currently in place for data collection in all four states. This is an electronic data base that allows the national program to be able to monitor data from the states and input data as well. At state level only Pohnpei has legislation defining surveillance obligations. No other states have legislation in relation to data collection and reporting.

A key challenge which FSM has repeatedly raised with their funders is the level and complexity of reporting compliance obligations. With multiple funders supporting the response, and limitations in the capacity of the information system supporting the collection and analysis of data, reporting is a demanding and constant task that could be simplified and refined to focus on program improvement as well as compliance.

National funding

In addition to compact funding that supports most Government programs, external funding sources for the national response derive from the key areas:

- US Federal Funds through CDC and HRSA support HIV prevention, and surveillance, comprehensive care for STDs, and support those infected with HIV (under the Ryan White funds)
- The Global Fund, is managed by SPC, supporting additional programs and capacity strengthen in governance and program management and coordination, prevention and access to treatment and care
- A single but substantial grant allocation from UNFPA

Programs/Interventions	%	Total	Bilateral Federal Grants			Foreign Grants/Multilaterals			
			Centre for Disease Control (CDC)		HRSA				
			HIV/AIDS Prevention	HIV Surveillance	HIV Care II Ryan White	WHO	Global Fund	Response Fund (SPC)	Other
1. Prevention of sexual transmission of HIV	8.36%	\$28,748.89	\$15,802.50	\$ -	\$ -	\$ -	\$12,946.39	\$ -	\$ -
2. HIV prevention for people who inject drugs	0.00%	\$ -	-	-	-	-	-	-	-
3. Prevention of mother to child transmission	0.01%	45.60	-	-	-	-	-	-	45.60
4. Universal access to Treatment	39.34%	135,346.17	86,479.60	16,858.74	27,334.72	-	-	-	4,673.11
5. TB (Screening & Treatment for PLHIV)	-	-	-	-	-	-	-	-	-
6. Governance and sustainabil-	52.29%	179,863.11	114,478.07	-	22,641.53	9,970.00	32,773.51	-	-

Ity									
7. Critical enablers	0.00%	\$ -	-	-	-	-	-	-	-
8. Synergies with development Sectors	0.00%	-	-	-	-	-	-	-	-
TOTAL:	100.00%	344,003.77	216,760.17	16,858.74	49,976.25	9,970.00	45,719.90	-	4,718.71

Regrouping by Indicator Numbers& Programs

Program/Target Indicators	Indicator Number	Total by Program Target Indicator	Bilateral Federal Grants			Foreign Grants/Multilaterals			
			Centre for Disease Control (CDC)		HRSA				
			HIV/AIDS Prevention	HIV Surveillance	HIV Care II Ryan White	WHO	Global Fund	Response Fund (SPC)	Other Regional Pharmacist
1.1 Behaviour change programs	1.1	26,518.89	13,572.50	-	-	-	12,946.39	-	-
1.10 Community mobilization	1.10	2,230.00	2,230.00	-	-	-	-	-	-
3.1 ARVs for PMTCT	3.1	45.60	-	-	-	-	-	-	45.60
4.1 HIV testing	4.1	107,419.34	86,479.60	16,858.74	-	-	-	-	4,081.00
4.3 Adult antiretroviral Treatment	4.3	17,955.18	-	-	17,397.12	-	-	-	558.06
4.4 Paediatric antiretroviral treatment	4.4	34.05	-	-	-	-	-	-	34.05
4.5 Support & Retention		9,937.60	-	-	9,937.60	-	-	-	-
6.1 Strategic information	6.1	6,807.51	6,614.51	-	-	-	193.00	-	-
6.2 Planning and coordination	6.2	71,517.29	57,820.97	-	5,514.81	-	8,181.51	-	-
6.3 Procurement and Logistics	6.3	35,240.09	22,061.61	-	2,225.93	-	10,952.55	-	-
6.4 Health systems Strengthening	6.4	66,298.22	27,980.98	-	14,900.79	9,970.00	13,446.45	-	-
TOTAL:		344,003.77	216,760.17	16,858.74	49,976.25	9,970.00	45,719.90	-	4,718.71

III. National response to the AIDS epidemic

3.1 Prevention

The Mid-Term Review identified some real strength in the prevention programs across most states. There was evidence of innovative programming in response to analysis of the data. In Chuuk, for example, the Chuuk linkages program was established in collaboration with the Guam public health team to address the needs of the Chuukese community located in Guam. This program directly responded to the evidence that many of the early HIV cases in Chuuk arose while the clients were located in Guam, where, due to language and other cultural barriers, they did not access appropriate services promptly or effectively. Similarly, Chuuk established the Men's' wellness centre in early 2009, in response to the need to address men's sexual and reproductive health issues. The Men's wellness centre offered sexual

and reproductive health education and clinical services. It was located adjacent to the Youth resource centre, will facilitated access and resource sharing. In Pohnpei, in addition to a broad range of peer education and other outreach services, the HIV & STI Program had begun to establish contact with local commercial sex workers and their clients in response to perceived needs that this group was reluctant to approach the general health services because of perceived stigma and discrimination.

Most states reported an increase in the level of general prevention activities during 2014, noting an increase in the level of IEC materials distributed as well as the number of outreach and awareness activities delivered and an increase in numbers attending the HIV & STI clinic for HIV & STI tests as evidence of increased reach.

However, whilst there was strong evidence of innovative and responsive programming, there were also challenges:

- Funders were raising questions about the effective and efficient financial management and performance of some projects, which was jeopardizing future funding for the programs.
- There was some evidence that prevention programs may have delivered mixed prevention messages, and limited evidence that knowledge was translating into changed, and safer, behaviors.
- There were gaps in targeting of some identified risk groups and related vulnerability factors, such as the relationship between alcohol and unsafe sexual activities.

3.1.1 Prevention and the General Population

Under the current National HIV & STI Strategy (2013-2017), prevention is a key priority in each state. In most of the states, prevention programs are delivered through collaborations across government and NGO organizations in formal and information settings. These included:

- Peer education, primarily targeting young people but also operating with women engaged in transactional sex in Chuuk
- Community outreach and education/awareness in villages and outer islands
- One-off education and awareness events, such as World AIDS Day events in the community
- Education and support services in informal settings for young people, such as youth resource or 'drop-in' centers, or through sporting organizations
- Education and awareness in formal settings, targeting school students with age-appropriate information through the national school curriculum
- The use of media, puppetry and drama groups, such as Youth for Change in Pohnpei
- Mother and daughter/father and son support groups for younger adolescents (10-13 years), sometimes associated with church or other youth groups such as scouts

- Youth friendly health services, in Pohnpei and Chuuk
- Condom distribution services, through clinics, bars, hotels and other community settings
- Access to VCCT counseling, testing and referral services targeting the general population, young people, sex workers and seafarers.

A number of these programs also provide direct linkages to secondary prevention services through access to counselling and testing, either on-site or by referral to the HIV & STI clinic in the local Public Health Program.

The key messages to address individual risk behaviours delivered by all prevention programs across FSM include a mix of:

- Abstinence (delay sex)
- Be faithful, get tested (and have one faithful partner)
- Use a condom for protection

Some HIV & STI programs also reported that their prevention messages also address associated issues related to vulnerability, such as life-skills, family planning (particularly for young people); alcohol use and stigma and discrimination.

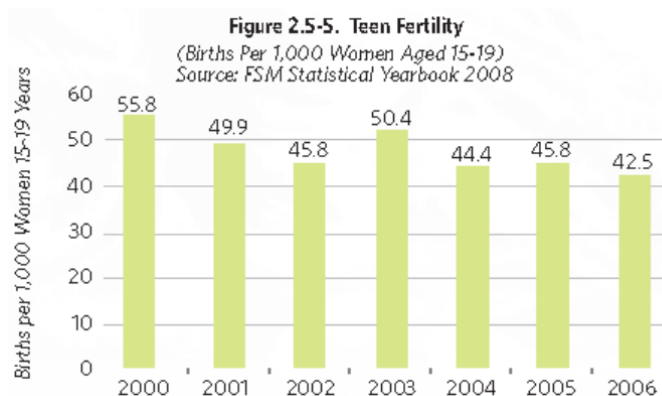
Key target audiences for prevention programs include: youth, (in-school and out of school); transactional and commercial sex workers and their clients, particularly seafarers; mothers & daughters, fathers and sons; church groups; and broad-based community groups including members of faith-based congregations.

3.1.2 Young people and prevention

As indicated in the preliminary report of the 2010 census, young people aged 13-25 years represent a substantial proportion of FSM's population. The MDG TrackingReport (2010) identified that the 2000 census confirmed that youth are a group in the population which is much more likely to be unemployed and advised that one-in-three youth aged 15-24 years were unemployed in 2000⁹. 10FSM has experienced a steady decline in total fertility rates over the last decade, including for adolescents. The MDG report advises that FSM's Adolescent birth rate (births to women 15-19 years of age per 1,000 women 15-19 years of age) havealso dropped from 90 in 1990 to 41.5 in 2008. The MDG Report attributes this trend to improved access to sexual and reproductive health services, including reproductive education, for adolescents over the last decade.

⁹The Millennium Development Goals and the Federated States of Micronesia, Status Report, 2010FSM Office of Statistics, Budget and Economic Management, OverseasDevelopment Assistance, and Compact Management in cooperation with the FSM Millennium DevelopmentGoals Task Force with Financial and Technical Support from the United Nations Development Program, Dec 2010

¹⁰The results of the 2010 Census which would identify the number of adolescents and youth who are out of school or unemployed was not available.



Sourced from the FSM MDG Tracking Report 2010, p81

Despite the overall downward trend in fertility these rates are high in comparison to other parts of the world. With high unemployment amongst young people and high adolescent fertility, the FSM government and external donors have agreed that young people's sexual and reproductive health is a serious issue for concern in FSM and requires specific attention¹¹. High adolescent fertility tends to both increase and reflect the vulnerability of young people, especially young women, and contributes to dependency and poverty as household income is spread across more members. It can also reduce the opportunity for young mothers and parents to acquire or complete their education and develop independence.

Both the National HIV & STI Strategy (2007-2011) and the 2008 National Youth Policy¹² identified youth vulnerability and risk behaviors as serious issues. They advocate for increased awareness and advocacy on sexual and reproductive health issues, including the promotion of contraceptive and condom usage amongst young people.

Teenage pregnancies

Adolescent pregnancies are monitored through the National Family Planning Unit on the basis of data collected through the Family Planning and ANC programs at the state Public Health clinics. The table below lists the total number of pregnancies for all women. A breakdown by age was not available.

Number of pregnancies in FSM by State 2014 Source: National HIV/STI Quarterly Report, DHSA					
	Yap	Pohnpei	Kosrae	Chuuk	Total
2014	138	757	141	901	1,937

Sexually Transmitted Infections in Young People

¹¹ UNFPA Reproductive Health, 2004; UNICEF 2004, The State of health behavior lifestyle of Pacific Youth, FSM Report

¹² FSM National Youth Policy 2004-2010, Department of Health Education and Social Affairs, 2004. The policy defines youth as ages 15-34 years. With the policy's expiry, a new policy is in development as this report was being written.

The 2006 SGS Surveys identified relatively high levels of Chlamydia (25.8%) in antenatal women in FSM generating concern for the level of STIs amongst the broader population. DHSA case surveillance on reported STIs for young people for 2014 is noted in the tables below. Chlamydia continues to be present in a significant proportion of young people in the last year.

Reported cases of STIs amongst males 0-24 years 2014												
Source: National STI Quarterly Report, DHSA 2014												
Years	Gonorrhea			Chlamydia			Syphilis			Hep b		
	Total tests	Detected	%	Total tests	Detected	%	Total tests	Detected	%	Total tests	confirmed	%
0-4	0	0	0	0	0	0	37	15	41	4	0	-
5-9	0	0	0	0	0	0	2	0	0	-	-	-
10-14	1	0	0%	15	0	0	243	10	4	12	-	-
15-19	40	7	18%	145	29	20	295	4	1	172	3	2
20-24	42	12	29%	169	37	22	485	14	3	355	9	3
Total	43	19	44%	329	66	20%	1062	43	4%	543	12	2.2%

Reported cases of STIs amongst females 0-24 years 2014												
Source: National STI Quarterly Report, DHSA 2014												
Years	Gonorrhea			Chlamydia			Syphilis			Hep b		
	Total tests	Detected	%	Total tests	Detected	%	Total tests	Detected	%	Total tests	confirmed	%
0-4	0	0	0	30	6	20	8	6	75%	1	0	0%
5-9	0	0	0	3	0	0	2	0	0%	2	0	0%
10-14	0	0	0	14	2	14%	19	1	5%	9	0	0%
15-19	92	4	4%	270	82	30%	567	11	2%	416	2	0%
20-24	86	7	8%	428	121	28%	860	31	4%	680	16	2%
Total	178	11	6%	745	211	28%	1456	49	3.3%	1108	18	1.6%

Behavioral surveys conducted in Yap, Pohnpei and Chuuk with young people through 2006-2010¹³ confirm that sexual encounters amongst young people were often high risk activities. These included sex in exchange for goods and money,

¹³There have been two surveys in Chuuk, the 2006 Survey identified young people within a broader group on the Pattiw islands; the second identified young people within a broader group of women who engage in the exchange of sex for goods or money.

(some) male to male sexual contact, forced sex, having multiple partners and not using condoms¹⁴.

Young people and vulnerability

There has been no new data on adolescent and youth involvement in alcohol, drug and substance abuse since the SGS surveys conducted in Pohnpei and Yap in 2007 and 2008. The 2009 Youth Risk Behaviour Survey data for FSM was not available online.

Officers from the Pohnpei Public Health Program and the National HIV Program all challenged the reports of intravenous drug use noted in the 2007 Youth Risk Behaviour survey, stating that their professional view was that no intravenous drug use is present in Pohnpei. They explained the reports by suggesting that those surveyed may have misunderstood the question on intravenous drug use and perhaps referred simply to IV drug supply during the course of other medical treatments. The HIV & STI Program staff suggested that it would be useful to draw on their expertise to assist with the Youth Risk Behaviour Survey, suggesting that they would ensure that students understood the survey questions by conducting awareness and education sessions alongside the survey process.

Programs targeting young people

Most of the general prevention programs operating across FSM also conduct activities which specifically address young people's knowledge attitudes and behaviors in relation to HIV & STI transmission and prevention. At the beginning of 2010, some of the more prominent programs included:

- Prevention programs, using peer education, operated by Red Cross in Kosrae and Pohnpei;
- Youth 4 Change, peer education group (20 peer educators) located in Pohnpei are working with Public health HIV program youth across the state to conduct outreach, on the prevention of HIV & STIs teen pregnancy and discrimination, through skits;
- The Mural Group, a drama and mural group located in Pohnpei aiming to use creative arts to educate young people on HIV & STI prevention;
- The Youth Resource Centre in Chuuk, also drawing on peer educators to educate young people across the state on the prevention of HIV & STIs, teenage pregnancy and stigma and discrimination.

Youth Friendly Health Services

In 2013 the Youth Friendly Health Services operating in Chuuk closed after funding support for this project faced out. The VCCT service previously offered at the Youth

¹⁴See the FSM 2006-2006 SGS, SPC, 2010

Resource Centre has since re-located to the Chuuk Women's Centre, where a VCCT-accredited counsellor is available to take specimens and/or referrals.

Total number of health facilities in each state that provide access to HIV testing and counseling services for young people <i>Source: FSM National HIV Program</i>				
	Kosrae	Pohnpei	Chuuk	Yap
High School Clinics	--	3	3	--
Youth friendly Health services	--	1	-	--
HIV & STI Clinic (in the Public health Unit)	1	1	1	1
College level services	--	1	--	--
Chuuk Women's Council Center	--	--	1	--

Sexual and Reproductive Health in Schools

Young people in schools can also access the school clinics operated by the Family Planning and Reproductive health programs with the support of the ADHP in Chuuk at the one public high school in Weno, and Pohnpei in the three public high schools in Kolonia¹⁵. These services offer over the counter medicines, family planning commodities, access (referrals) to testing for pregnancy, adolescent sexual and reproductive health issues, including STDs, and counselling. The school clinics take specimens and then refer clients to the local dispensary for follow-up management and treatment.

While the FSM national education curriculum does include modules on sexual and reproductive health, including HIV & STI transmission and prevention, the Pohnpei AHD Program advised that teachers are yet to be trained in the curriculum, so they do not feel confident to teach in the classrooms. Teachers in the public schools draw on the AHD Program and HIV & STI Program in Pohnpei state to teach sexual and reproductive health to students in the 13-19 year age group. One of the four private schools also invites the AHDP and HIV & STI program to talk to their students.

Young people also have access to the Public Health HIV & STI clinic, located opposite the hospital; and, for students of the College of Micronesia, to the peer counselling centre located at the College.

In Pohnpei, the Youth Resource Centre peer educators used to be able to support requests from the schools but with the shortfalls in funding, these peer educators are no longer available. This has resulted in increased pressure on the HIV & STI program staff who cannot support all the additional awareness and education requests from the schools. The national HIV Manager advises that a similar situation exists in the other states.

Micronesia Red Cross also provides awareness session to young people in elementary schools in the 13-19 year age group. Red Cross has a formal partnership with the Ministry of Education through the Gaining Early Awareness and Readiness for Undergraduate Programs GEAR UP targets 13-16 years old students who are most likely to drop-out of schools. The program was developed in response to

¹⁵Funded through the US federal funds – compact funding.

concerns that these students may be most at risk of early teenage pregnancies. MRC draw on a pool of 8 peer educators to deliver these programs.

General outreach and awareness for young people

The AHD program also conducts outreach and general awareness sessions on request, either individually or in collaboration with the Red Cross or HIV & STI Program in Pohnpei, Chuuk and Kosrae.

In Kosrae and Pohnpei, Micronesia Red Cross provides a range of complementary services to the operations of the state HIV & STI program in relation to settings and technical input, sharing the workload based on expertise and networks. The HIV& STI program target bars and ports, MRC peer educators conduct community outreach and act as a focal point for young people in the community. MRC also complement the HIV & STI program clinical focus. While the State HIV & STI Program deliver screening programs, with MRC provide the outreach and peer education, and refer young people to the state team for VCCT services.

Program reach

Comprehensive data on the numbers of youth reached through prevention programs during 2014 is documented in the state quarterly report but, not consistent. Sometimes reported and sometimes not. Because of that reason I would not advice to include this data for this reporting period. National will work closely with the state coordinators to ensure it is consistent to include in next report for a better and a clear picture. Number of condoms distributed in all the four states, Chuuk, Kosrae, Pohnpei and Yapfor 2014 was 41,525. This data is based on state quarterly report 2014.

3.1.2 Prevention in sub-populations with higher risk of HIV exposure

Vulnerable Populations

The last two years have seen a growing recognition amongst service deliverers of the need to understand and address the situation for those women who engage in transactional or commercial sex in Chuuk and Pohnpei. Recent discussions raised at the National Strategic Planning workshops in 2013 also point to a growing recognition of the need to identify and address the 'hidden' population of men who have sex with men. However, most of those working in the HIV & STI program dispute the presence of intravenous drug use in FSM. No data is available distinguishing the number of SWs, MSM or IDUs tested for HIV and STIs or accessing general services.

Commercial and transactional sex work in Chuuk & Pohnpei

In Chuuk, a growing awareness of the existence of a group of women who engaged in sex for the exchange of goods or money emerged through the work of the Youth

Resource Centre. As a result, in 2009 the Chuuk Resource Centre began a behavioural survey with these women. The survey was completed in 2011. The information identified in the behavioural survey is the starting point for the state HIV & STI program, in collaboration with the Youth Resource Centre, to develop appropriate services for this group. *(See best practices below for more discussion)*

In Pohnpei, a developing relationship with local commercial sex workers emerged when one or two members of this group began to access the mainstream HIV & STI clinic in Kolonia. Through an introduction by a peer educator, who established a relationship with some members of the group, in the last year, the National Adolescent Health Development Program and HIV & STI Program then initiated a community education and outreach program working with commercial sex workers and sailors. At first, the Pohnpei HIV & STI and AHDP team visited the sex workers in their shared household to offer testing and education services. Now, they also operate in the local bar where the sex workers operate most evenings. This is the only program providing services to sex workers and their clients. *(See best practices below for more discussion)*

Men who have sex with men

DHSA case surveillance shows that 6/38 total cases of HIV+ reported MSM as a risk factor. All 6 diagnosed with HIV died within 24 months of diagnosis. There are no current HIV+ cases reporting male-male-sex as the risk factor. DHSA data did not report any clients screened for HIV who also reported MSM in the last 12 months as a risk factor. Survey data from the Pohnpei Youth Behavior survey: 7 (3.6%) of those males surveyed [n=135] reported ever having sexual contact with another man. Of these 7, 2 youth (28.6%) reported condom use at last sex with a male partner. There is no specific data on the number of young people who also report 'mixed sex' partners. The police survey commented on reports of 'low levels' of MSM but provided no specific data.

During the recent discussions to develop the new National Strategic Plan, health care workers from a number of services and states agreed that although it is rarely discussed publicly or privately, it is commonly known that there are men who have sex with men in the population. There are no formal programs which directly target the safer sexual behaviours of this group, even though the risks may be identified in general prevention program awareness and outreach.

The Pohnpei HIV & STI Program said that, even though they identify the risks associated with some sexual behaviours for men who have sex with men as a risk group in their outreach education programs, the community ignores this information and it is never discussed publicly.

The Chuuk HIV & STI Program has initiated focus group discussions through the peer education network as a first step in considering the health needs of this group. The Chuuk HIV & STI Program advised that it is recognized that the community

generally struggles to discuss or even accept the existence of men who have sex with men. As a result, services rarely provide for the specific needs of men who have sex with men.

The National Strategic Plan workshop agreed on the need to identify and provide services for the relatively hidden population of men who have sex with men. The size of the population of men who have sex with men in FSM is not known.

3.2 Treatment Care and Support

The midterm review identified some common themes in relation to access to quality treatment care and support services across FSM.

There are clear signs of improvement in some key areas of treatment care and support. Access to testing has improved as a result of strong collaborative efforts to educate the community of the benefits of knowing your status – combined with prompt and efficient communication of test results through the enhanced capacity of the local laboratory in Pohnpei to test. As a result, the credibility of the programs has improved and so, more people are willing to be screened and most STIs are more promptly managed.

Although there has been progress in addressing access treatment care and support for HIV positive people, improvements could still be made in some states in relation to:

- Confirmatory testing – particular with prompt and reliable transportation of specimens
- Contact tracing/partner notification, including the communication of confirmatory results
- Data recording
- Resources for supporting testing and diagnostic and treatment services in the more remote communities of the outer islands.

Improvements in the quality of testing and diagnosis would enhance the credibility of services and reassure positive clients that they can rely on local services: and thereby encourage positive people that they are accepted, reducing the potential for experiencing stigma and discrimination.

3.2.1 STI Diagnosis and management

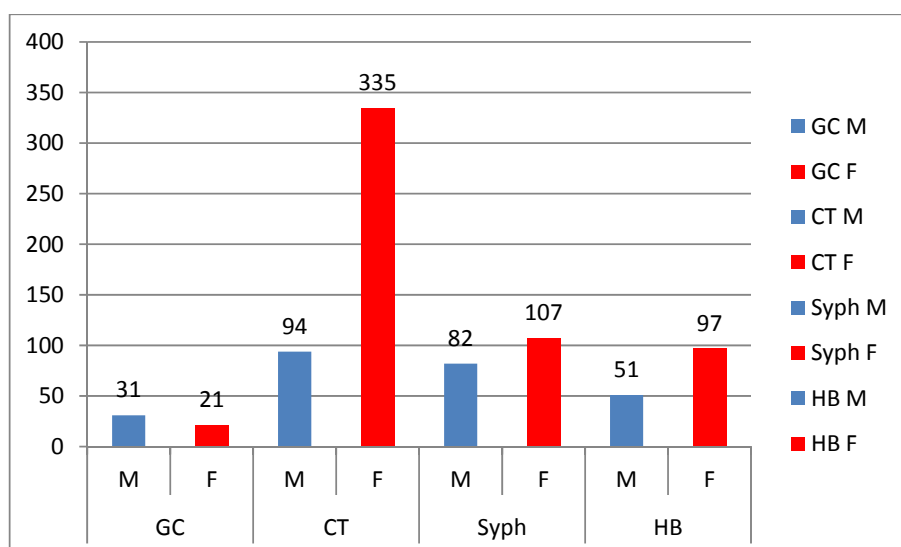
The population of FSM is highly mobile. Guam Public Health data shows that FSM nationals living in Guam have rates of STIs more than 2.5 times higher than the local (Guam) population. According to SPC data, pregnant women in FSM have the 2nd highest rate of Chlamydia in the Pacific.¹⁶ The DHSA case reports for 2012-2013 for males and females combined are noted below. For the syphilis screening, FSM use

¹⁶, Mid-Term Review of the Response, Epidemiological Overview, Federated States of Micronesia, 2011, p1

RPR reagents; and if this is positive, the laboratory run a titer and then run the confirmation test locally using the Determine for confirmation.

STI Case Report 2014 Total Male and Females combined												
Source: DHSA STI Quarterly Report 2014												
Year	Gonorrhea			chlamydia			Syphilis			Hep b		
	Total tests	Detected	%	Total tests	Detected	%	Total tests	Detected	%	Total tests	confirmed	%
2014	496	52	10%	2261	429	19%	7876	189	2%	5887	148	3%

The chart below indicates the number of STD cases per disease category for 2014. In this chart it also shows that more female are affected by these diseases than in male. This is due to more tests done at ANC for women.



3.2.2 HIV testing and counselling services

HIV testing and counselling services were introduced in FSM in 2002 with support from CDC. The HIV testing and counselling services offered routinely through the HIV & STI clinics at each of the four state Public Health clinics, with referrals available through school clinics in most high schools and other community health clinics. Doctors operating in state hospital inpatient or outpatient services and the private clinics are also able to request HIV tests. Beginning of 2013 the concept of testing has changed from encourage testing to targeted testing. With this new approach the number of test is expected to be decreased.

Health facilities that provide HIV testing and counseling services ¹⁷						
Source: DHSA National HIV Program March 2014						
	Dispensaries	Super Dispensary/ community health clinic	Public Health Clinics	Hospital outpatients	Hospitals inpatients	Private clinic
Pohnpei	No	Refer to public health	1	Only on doctor request	Only on doctor request	Genesis
Chuuk	No	Refer to public health	1	Only on doctor request	Only on doctor request	1
Yap	No	Refer to public health	1	Only on doctor request	Only on doctor request	0
Kosrae	No	Refer to public health	1	Only on doctor request	Only on doctor request	0

The Public Health Unit houses the HIV & STI clinic in each state. These are the central point for HIV tests. The dispensaries and other clinics will refer to Public Health HIV & STI clinic which offers tests at no cost to the client. In addition, all doctors at both the public and private hospital (Genesis) are able to request an HIV test for a client.

The National HIV & STI Policy identifies four principal approaches for providing confidential counseling and testing:

- Client initiated voluntary, confidential counseling and testing (VCCT)
- Provider-initiated counseling and testing (PICT)
- Medically-initiated counseling and testing (MICT)
- Mandatory counseling and testing (MCT)

The same policy identifies the following groups for 'VCCT' screening:

- Women who receive antenatal care in health facilities
- Individuals who volunteer to donate tissues or organs for transplants or blood for transfusion
- Individuals requesting HIV testing as a condition of employment or as may be required for travel to other countries
- Sexual partners of HIV & STI infected individuals
- Persons receiving medical care who indicate high risk of exposure to HIV e.g. high scores on the risk assessment form, infected with an STI or TB or other 'opportunistic infection'; engage in high risk behaviors such as sex work, promiscuous sexual relations, men who have sex with men or injecting drug use.

FSM advised that they are guided by the testing algorithm for HIV recommended by OSSHHM as well as that recommended by CDC. Since the 2008 OSSHHM Guidelines were produced, however, a new HIV algorithm associated with a point of care rapid test has been introduced by SPC in 2010. This new algorithm is yet to be confirmed for use in FSM, and training is yet to occur.

¹⁷Personal communication with the National HIV Program Manager, DHSA.

In practice, state HIV & STI Program staff advised that procedure followed is that they use DETERMINE as the first screening test (at the Pohnpei laboratory); then, if the initial screening test is positive, they use the INSTI and UNI GOLD rapid tests on-site. This is available in all four states laboratories. If both these tests results are negative, then a negative result is agreed. If both test are reactive it is positive. However, if the initial screening and subsequent rapid tests all show positive, they then send the specimen to the DLS reference laboratory in Honolulu for the Western blot confirmation test. However, they also pointed out that the CDC advice is that even if both INSTI and UNI GOLD show a negative result, they should still send the specimen for Western blot confirmation at the reference laboratory – which they also follow, because they are obliged to agree with both SPC and CDC's guidelines. There is new guideline released from CDC in 2014 which stated that two rapid test can be used for confirmation and that WB is no longer the only method for confirmation as definition of a case.

The table below shows that a total of 7980 persons tested in 2014, compared to 2013 was 8758 persons were tested. The decreased may be due to the new testing approached initiated in 2013 respectively. These data's are broken down by quarter per state per year. It also shows that 7 new HIV + cases reported in 2014.

2014 HIV Screening Data									
STATES	Jan-Mar	Apr-June	Jul-Sept	Oct-Dec	Total	Plimin +		True + (WB)	
						M	F	M	F
PNI	619	661	732	553	2565			2	5
CHK	600	651	785	434	2470			0	0
KOS	191	208	156	172	727			0	0
YAP	319	1114	423	362	2218			0	0
TOTALS	1729	2634	2096	1521	7980			2	5

3.2.3 ART treatment (prophylaxis), care and support

In general, FSM follows the Guidelines recommended by OSSHHM (and WHO) and CDC in relation to procedures and operational guidelines for the treatment management and care of people diagnosed with HIV. Pohnpei State HIV & STI Program has adapted these guidelines to produce their own Protocols and procedures manual, which has now been endorsed by the State Director for Health.

The state HIV & STI Programs provide ongoing support and monitoring to those who are diagnosed with HIV. This includes individual counselling and education on HIV prevention and transmission; home visits 1-2 times per month to discuss support; monitor compliance with treatment, including CD4 monitoring and access to medications at the pharmacy; provision of food; and transportation to hospital when necessary. There are challenges in providing support to positive clients: apart from one positive person in one state, no others have disclosed their status to their

families. Confidentiality is maintained by the core team which provides support: the HIV & STI physician, the Program Coordinator; and the HIV nurse.

The four Government pharmacies located in each state is responsible for supplying ART medications under the guidance of the HIV & STI physician in each state. The ART medications are provided at no cost to the client. The supply of ART medications are subsidized through the Ryan White and Global Funds (through the regional Fiji-based Pharmaceutical program).

It is useful to remember that before 2007, people often left FSM because of the cost of care, so that they could access drugs at no personal cost in the US-mainland. Similarly, treatment has only readily been available in FSM from 2007, with the support of Global Fund monies and clinical training for the HIV Core Care team provided by the Fiji-based HIV Advisor based in SPC, as well as CDC and the AIDS Education and Training Centre (AETC) based in Honolulu, Hawai'i. The Oceanic Society for Sexual Health and HIV Medicine provides ongoing support remotely from Suva Fiji. All HIV & STI physicians located in FSM are members of the OSSHHM.

The number of those people on ART by eligibility, enrolment and retention in FSM during this reporting period is noted in the table below. All are under the care of their state HIV & STI Physician. There are no known cases identified by the clinicians in the private sector.

Number of people on ART eligible, enrolled and retain on treatment 2014 Source: DHSA HIV Registry			
	Total	Male	Female
Eligible for treatment	9	2	7
Enrolled on treatment	5	2	3
Retained on treatment	5	2	3

The level of non-compliance with treatment, particularly now that it is available in FSM, is a concern. The reasons for non-compliance have centered on family concerns that the side-effects of the ART make the HIV+ positive person more (visibly) sick. No TB-HIV co-infections identified during this reporting period.

3.2.4 PMTCT services

FSM has experienced a steady decline in total fertility rates over the last decade, including for adolescents. Generally, the MDG report noted, most births are preceded by at least one antenatal visit, although only 60% achieve a score of 80% or higher on the Kotelchuk Index. Ninety percent of births take place in a health facility and 88% are attended by skilled health personnel¹⁸.

The number of health facilities providing access to ANC services is listed in the table below. Services and tests routinely offered to pregnant women through the ANC clinic include counselling information session; weight and height measurement;

¹⁸2011 MDG Tracking Report, FSM

blood pressure measurement, urine testing; blood testing to detect anemia and routine screening for HIV and other STIs¹⁹.

Number of health facilities providing ANC services				
	Public health	Hospital	Dispensary in outer islands and rural areas	Super clinics
Pohnpei	1	Genesis + 3 private clinics	ANC services also provided in all dispensaries in the outer islands	
Chuuk	1	One private clinic		-
Yap	1	--		-
Kosrae	1	--		-

ANC services refer clients to the Public Health Unit's HIV & STI Program for HIV and STI testing, counselling and where necessary, treatment and care. All ANC clients are routinely offered an HIV test, in accord with the FSM National Policy on HIV testing. FSM follows the OSSHM and WHO guidelines for managing PMTC transmission of HIV, including the treatment regimen and breastfeeding policy. ART is available for pregnant women, although there is currently none who require ART prophylaxis.

3.3 Human rights

During the development of the National Strategic Planning workshops and the consultations to compile this report, stakeholders advised that it was difficult to engage positive people, or other vulnerable groups, because of the level of stigma and discrimination in the community. People living with HIV are reluctant to disclose their status, even to their families, because of the fear of stigma and discrimination.

There is no national legislation to protect the human rights of positive people in FSM from stigma and discrimination. FSM's Constitution provides protection for all citizens of FSM although it does not specify protection on the basis of HIV status, sexual orientation or gender.

At state level, however, Pohnpei is the only state in the FSM which has passed legislation to protect the rights of those believed or known to be infected with HIV. Kosrae advises that it has had a draft bill to criminalise intentional transmission of HIV in progress before its state legislature since 2008.

The Pohnpei HIV Prevention and care Act of 2007²⁰, passed by the State of Pohnpei Legislature in October 2008, relates to the prevention and care of HIV in FSM. The legislation establishes a state-wide HIV information and educational program; a comprehensive HIV monitoring system; the Pohnpei HIV Council; and associated supporting programs.

The legislation protects the rights of those who are believed to be, or diagnosed, as HIV+. In particular, the legislation asserts that:

¹⁹The National HIV Coordinator advises that the routine laboratory tests include US for glucose and protein, haemoglobin blood grouping, Pap-trich and BV, RPR/HBsAg.

²⁰Pohnpei HIV Prevention and Care Act of 2007, Amendment to the Pohnpei Code, 2007

- compulsory HIV testing is unlawful;²¹
- the right to privacy of individuals with HIV guaranteed;
- discrimination, in all its forms and subtleties against individuals with HIV or persons perceived or believed as having HIV shall be considered inimical to individual and state interest;
- provision of appropriate health and social services for individuals with HIV shall be assured;
- state shall promote utmost safety and standard precautions in practices and procedures that carry the risk of HIV transmission; and
- the state shall recognize the potential role of affected individuals in propagating vital information and educational messages about HIV and shall draw on their experience to inform the public about HIV, promote HIV testing, and encourage changes in behaviours.

The legislation emphasises the obligation of the government to provide all Pohnpeians with relevant information and resources (condoms) to prevent the transmission of HIV. This applies to communities and workplaces, as well as schools; and to those Pohnpeians travelling abroad, as well as tourists from elsewhere who visit Pohnpei.

The legislation asserts the prohibition of compulsory testing (6A.-131) as a precondition to employment, admission to educational institutions, the exercise of freedom of abode, entry or continued stay in the state, the right to travel, the provision of medical service or any other kind of service, or the continued enjoyment of said undertakings shall be deemed unlawful.

A review of FSM's legislative support for HIV and Human Rights in 2009²² identified the Pohnpei Act as a model for human-rights based approach to HIV for other states and Pacific countries. Whilst suggesting improvements in relation to the way the legislation addressed stigma and discrimination – by providing for remedy through civil means as well as prosecution – and strengthening the obligations to confidentiality in relation to partner contact tracing. However, the review expressed a number of concerns

- that assertion of traditional law and customs alongside the rights of the constitution might impede women's' equality in relation to inheritance and family law;
- similarly, the offences of 'prostitution' when it relates to consenting acts between adults in private, and the lack of provision for an offences of marital rape, in Chuuk and Yap, were seen as also harmful to the status of women;

²¹ "Compulsory HIV testing" refers to HIV testing imposed upon a person, characterized by the lack of consent, use of physical force, intimidation or any form of compulsion

²²HIV, Ethics and Human Rights, Review of legislation of Federated States of Micronesia, Joint project of UNDP Pacific Centre, Regional Rights Resources Team SPC and UNAIDS, March 2009

- that the provision of a no-fault model of divorce and allowing women's non-financial contribution to marriage would improve women's social and economic status and thereby reduce women's vulnerability to HIV
- the offence of abortion in Chuuk, Kosrae and Pohnpei infringe the rights of women and girls to make decisions about their own reproductive health
- The introduction of a code of practice on HIV and the workplace could assist reduce stigma and discrimination; and, in health care settings, could promote greater attention to universal precautions and confidentiality and assist the reduction of stigma and discrimination.
- Finally, legislation to ensure condoms and HIV test kits comply with international quality standards was required; and information and resources to support HIV & STI prevention in prisons should be available.

3.4 Knowledge and Behaviour Change

There is limited data available to identify the extent of knowledge and behaviour change during this reporting period.

The mid-term review undertaken during 2010 reported an enhanced response. It confirmed the improvements in the services and programs in the delivery of the response, as identified in the last Country Progress Report submitted in early 2010. These improvements included:

- An increase in the level of education and awareness programs offered in the community;
- An increase in the level of counselling and testing services offered;
- An increase in the skills and capacity of health care workers to provide education and broader prevention services;
- An increase in the skills and capacity of health care workers to provide diagnostic, testing and clinical care services for STIs and HIV.

But in relation to changes in the level of knowledge and behaviours in FSM since 2008, there is little specific evaluation data available. The SGS surveys undertaken in 2006-2008 have not been replicated.

One behavioral survey of women who exchange sex for goods and services was undertaken in Chuuk in 2010. This survey is with a different target group from the previous SGS surveys, which means there are limitations on its comparative value. However, what it did utilize many of the same questions about sexual behaviors and knowledge related to HIV transmission and prevention which we can draw on for some comparison. The total number of women surveyed was 70. The average age of women surveyed was 20.4 years, and the majority of women (80%) were between 15-24 years of age, although the group ranged from 15-40 years of age. The survey showed that

- 73.5% women who engage in transactional sex in Chuuk know where to go to get an HIV test;

- 58.5% demonstrated correct knowledge of HIV prevention [i.e. answered questions correctly on use a condom, be faithful and get tested, abstinence].
- 29% women who engage in transactional sex in Chuuk reported the use of a condom with most recent client.
- Of those who did not use a condom, 94.9%, did not use a condom because none was readily available.
- Only 8 (17%) women who engage in transactional sex in Chuuk had ever been tested prior to the survey. Most, 7, (87.5%) of the women who had been tested said their last test had been conducted over 1 year ago. Of these women [n=8], only 37.5% (3) said they knew the result of their test. Sixty-two percent said their test was voluntary, and 75% received VCCT.

The average age of first sexual intercourse was 15.5 years, whilst the average age of first paid sexual encounter was 17.6 years. Over half had sex for the first over the age of 15 years, and more than two thirds were older than 15 years when they first had paid sex. The majority said they did sex work to make money (66%) or because they enjoyed it (23%). A small proportion (14.5%) said that they had other paid work. Nearly all women reported commercial sex work in the last 12 months, with the average number of partners on the last day of sex was 2 (although the responses range from 1-9).

With some qualifications about the validity of comparisons across risk groups²³, the survey does show higher levels of knowledge about transmission and prevention than demonstrated in any of the 2006 SGS surveys with other risk groups. However, the surveys also show a significant disconnect between levels of knowledge of prevention and the adoption of safer sexual behaviors, such as condom use or testing, as was also demonstrated by the risk groups surveyed in the earlier SGS Surveys.

Evaluation- the Red Cross Peer Education program

Only one program was able to present an evaluation of its work over the last two years. A mid-term evaluation of the peer education program offered by Micronesia Red Cross (MRC) in Pohnpei and Kosrae was also undertaken in 2011. The evaluation, by an independent evaluator, was positive overall, although improvements were recommended. The evaluation identified that

- MRC keeps accessible records of condom distribution.
- Condoms are distributed during community outreach, school session, and events, as well as available at the Red Cross office.
- Monitoring condom distribution had informed new approaches to education: for example, as the distribution of condoms was seen by some to encourage sexual activities (promiscuity), peer educators shifted their message to encourage young people to “give the condom to a friend you know is at risk”. This reinforced the care for others and awareness of others’ risk behaviours,

²³ Given that the sample group is not the same with earlier surveys of young people.

each of which is more likely to work in the community-oriented environment of FSM

- MRC ensure that cultural sensitivities are addressed by separating females and males in all education activities to encourage community acceptance of the discussion, and practice, of safer sexual behaviors.

Peer educators working for MRC reported an increase in their own skills and capacity arising from their work with MRC. These included the acquisition of new knowledge leading to new attitudes and practices, such as:

- More confident in themselves
- Know how to use condoms
- Know how to relay messages using the correct words
- Understand and can talk about the difference between HIV and STIs
- Are no afraid of people who are living with HIV & AIDS
- Understand that if you have HIV you can still live a happy life
- Are knowledgeable and can talk to peers and family (about HIV)
- Are confident to stand up in front of people and talk
- Enjoy working in the community and making new friends through their work
- Are personally more responsible, including being faithful to one partner.

Despite these positive approaches to the way MRC delivered its program, the evaluation identified data from the MRC Knowledge Attitudes and Practices (KAP) survey which demonstrated evidence that condoms continue to not be acceptable, nor used; and not used consistently.

The KAP survey of 1208 students in six schools in Pohnpei showed that 60% of students reported they were sexually active: of these, 20% had had sex without a condom and 9.3% never used a condom.

The survey also showed that stigma continues to be a significant issue among young people: 62% of 181 respondents state that a teacher who has HIV and is healthy should not be allowed to continue teaching.

In contrast to the KAP survey findings, however, DHSA and the MRC and peer educators all reported anecdotal evidence that overall tolerance towards people living with HIV has improved. Previously, people living with HIV were followed, or their family kicked them out of their homes. Now, people in the community do not appear to react in the same way.

Overall, the evaluation reflects a similar pattern to that identified in the mid-term review: an increase in the capacity to deliver a stronger program – but little evidence, yet, of changes in the behaviors in the target audience although there is some evidence of changes in program deliverers own behaviors, and in the shifts in attitudes of the target audience towards people who are positive.

3.5 Impact alleviation

In 2010, FSM demonstrated capacity to meet only five (of 25) performance indicators in relation to the core UNGASS now (GARPR) impact & outcome indicators.

Although these indicators have since been modified, the current report's findings demonstrate the same issue which faced the NACHOST when it met to discuss the findings of the Country Progress Report in 2010: many of the indicators are premised on a degree of underlying health systems capacity and resources, as well as an HIV & STI situation, that is not the case in FSM.

As a result of this, the NAC HOST in 2010 wanted to know 'what was happening' in the implementation of the response which could explain the relatively negative performance assessment arising from the 2010 UNGASS review and so the country could better position itself to identify and collect the information (evidence) relevant to assessing its progress in responding to HIV & STIs.

Staff at the National HIV & STI Programs, and their state counterparts, knew the level of effort and commitment demonstrated in their programs to addressing the HIV & STI situation. But the nature of evidence sought by the GARPR indicators was outside the experience of their program.

Hence, the NACHOST directed that the Mid-term Review focus on verifying, or explaining, the last GARPR review's findings in relation to the effectiveness, relevance and appropriateness of the implementation of the response under the current national and state strategic plans. The indicators were insufficient to help them understand what was happening. The national team takes note of these shortfalls and will develop a way forward to address them in the next GARPR.

Overall, the Mid-term Review found that the response in FSM had some clear strengths, but would benefit from a number of steps for consideration in the development of its next national strategy. These steps were:

1. Clarify who is at risk of HIV through a case study of those diagnosed and/or living with HIV, to determine modes of transmissions, demographics and characteristics of known infections to reach conclusions on who is most at risk based on the current HIV epidemiological data and personal interviews
2. Review the STI data to consider how well programs are bridging the populations most at risk and others who are vulnerable, including identifying and analyzing how well those tested from community awareness sessions meet known risk groups and how well those screened under mandatory requirements were shown to be infected with either STIs or HIV.
3. Consider how to give greater attention to the STI situation and its link to HIV as well as broader sexual and reproductive health.

4. Identify a process for the review and adapt prevention programs, particularly education and screening programs, in light of the findings of who is most at risk of infection of HIV and STIs
5. Strengthen access to reliable data through stronger, routine, monitoring and evaluation including the development of a standardized approach to collecting and reporting data which:
 - a. demonstrates the agreed risk groups;
 - b. identifies agreed results intended to be achieved;
 - c. measures the key changes the Plan wants to achieve; and
 - d. implements routine approaches to quality assurance.
6. Strengthen underlying organizational and management capacity through a review of performance management systems to identify and implement a revised approach to performance management.

Finally the review advised that FSM develop a national strategy which aimed to balance of prevention, treatment and the reduction of stigma and discrimination, with greater attention to:

- Strengthening the policy and legislative context and supporting programs – particularly to address stigma and discrimination.
- Strengthening the links between education, screening and testing and treatment and care.
- Strengthening monitoring and evaluation capacity so that the quality – including the scope and coverage - of program delivery can be more effectively monitored and evaluated
- Strengthening the integration of HIV and STIs as part of a broader sexual and reproductive health program. STIs result in substantial poor health outcomes in their own right if left untreated, as well as represent a risk factor for HIV.

IV. Best practices

The GARPR Review 2014 identified a range of ‘best practices’ in FSM national response. These included:

- Decrease in STI screening across the country; This is due to targeted testing intervention.
- An increase in locations for counselling and testing – with staff and peer educators available to support clients;

- An increase in the number of sites where health education information can be accessed through a health professional or peer educator, and as base for outreach work;
- An increase in condom distribution sites; as a result 72,547 condoms were distributed in 2012-2013 respectively.
- An increased laboratory capacity, with more efficient testing of chlamydia and gonorrhoea arising from the purchase of the Probe-Tec machine in central location of Pohnpei. These laboratory services were also accessed from Kosrae and Chuuk. Additional laboratory staff had been recruited and systems for air freight and delivery established between each state and nearby Guam and Hawaii.

The perception of stakeholders during this review is that these practices have been maintained overall, although with some ongoing challenges.

During the discussions to compile the Global AIDS Progress Report, and to develop the National Strategic Plan, it emerged that one of the real strengths demonstrated in the response to HIV & STIs in FSM was the stronger focus on the approach to working with vulnerable populations.

In 2014, FSM has a much clearer idea about the populations who are at risk or vulnerable to HIV and STIs and how to ensure their access to services. It was developing programs to address these groups. This section will highlight some of these as best practice:

- The “Before Mid-night” project was re-established in Pohnpei to address young people.
- In Chuuk, a behavioral survey was undertaken to explore the nature of transactional sex work and the behaviors and motivations associated with the exchange of goods and services for sex.
- In Pohnpei, a program targeting commercial sex workers and their clients is evolving.
- Improved access to services for positive people through collaboration between prevention and clinical care in Pohnpei
- The roll-out of the presumptive treatment campaign in Chuuk.

Scaling up Prevention” understanding and engaging vulnerable populations:

Example: The Before Midnight Project, Pohnpei-Youth Friendly Health Services

The AHD program was created 2001 at the Federated States of Micronesia, National level to address the high risk for teenage pregnancy, STI, and HIV among adolescents in Pohnpei, FSM. The program provides health education and prevention services targeted at young people, particularly through the peer-to-peer education program such as youth outreach services, radio spots and awareness,

classroom education, theatrical drama shows, scripts and television, peer to peer approach, referral and youth networking for Y-Peer in Asian Pacific countries

In a 2007 study of qualitative and quantitative research on Adolescent utilization of AHD Clinical Services in Pohnpei State, it was found that despite the availability of Adolescent Health & Development (AHD) clinical services, teenage pregnancy from 2001-2004 remained high. Teenage girls may not be adequately accessing the clinical services for contraception. There was also evidence of inadequate awareness and support from the community for prevention of teenage pregnancy. Accelerated actions are needed to ensure access to Reproductive Health services for young people, to educate the community and to create a supportive and enabling environment for adolescent health. There is an urgent need to continue and expand the AHD clinic models and peer education program in Pohnpei State.

A study on in 2006 on utilization of AHD services, the question of Health Care Providers' perceptions of the quality of services found that existing services did not meet the needs. So in order to address the problem, the program aimed to expand the clinical hours for adolescents from 5-9 PM in school clinics and multipurpose youth center (MYC) and increase mobile outreach clinic to twice a month through the establishment of the Before Midnight Project.

Established with funds from the Pacific HIV & STI Response Fund in late 2011, the Midnight clinic provides an after-hours youth clinical and education service to complement the youth 'drop-in' centre located in Koloniatownship. The service operates in collaboration with the Youth Centre, operated by local peer educators, also supported by the AHDP program. Services at the Youth Centre/midnight clinic: computers with free internet access, search for information, karaoke, exercise equipment e.g. weight lifting, located in fitness gym; access to booklets and other educational pamphlets on issues for young people, such as teen pregnancy, STDs, family planning. There is a big screen TV for educational and recreational movies.

The Midnight Project aims to attract young people after schools hours, in recognition that they have limited opportunity for access to the Youth Centre or the Public Health HIV & STI clinic during school hours. The Midnight Project service is open to all young people between 13-25 years of age in Pohnpei, specifically targeting young people with evening opening hours. The estimated population in any one quarter is around 60 young people.

The service is staffed by Public Health clinical staff (one health assistant and one peer educator²⁴) and is open 5pm-8pm on weekends and 5-7pm on weekdays (Mon-Wed-Fri). It offers counselling and testing services, and specimen

²⁴Both staff are paid; the peer educator rate is a stipend of \$10 per day.

collections²⁵. Staff will also refer, if necessary, to the HIV & STI clinic located down near the hospital at the Public health clinic.

The BeforeMidnight Project is a pilot program, with expectations/hopes that the service will expand to 2 more locations in the rural areas. The Youth Resource Centre was selected due to its urban location, close to one of the three public high schools in Pohnpei. The expansion to a further two sites will encompass sites in rural areas.²⁶

The “Before Midnight” Project is an excellent example of the move from local research and analysis to enhanced program delivery, which is to be encouraged.

Example: Knowing your situation - Chuuk Survey on women who exchange sex for goods and money

In Chuuk, a growing awareness of the existence of a group of women who engaged in sex for the exchange of goods or money emerged through the work of the Youth Resource Centre. As a result, in 2009 the Chuuk Resource Centre began a behavioural survey which was completed in 2011. The behavioural survey is a starting point for developing appropriate services.

The survey of identified a population of 70 women who exchange sex for goods and money in Chuuk. The survey confirms that sex work in return for money or goods does occur in Chuuk – particularly among young single women. Their clients are most often young single men, government workers and business men. This sexual activity involved high risk behaviors: including multiple sexual partners, low condom use and low health seeking behaviors regarding testing and treatment for all STIs. There is also significant experience of other high risk sexual activity such as anal sex and forced sex – the latter more often perpetrated by neighbors or an intimate partner, such as a boyfriend. There is a discrepancy between high knowledge of protective behaviours (such as high levels of knowledge about condoms etc.) and yet low use of condoms (often, the women reported, because the condoms were not easily available).

The report confirmed the need to strengthen the link between knowledge of HIV transmission and prevention to behavior change; to create opportunities for these women to access health services free from stigma and discrimination and which maintain confidentiality. Most women who provide sex in exchange for money or other goods have no other form of income. Introduce alternative options for income generation.

²⁵Staff will collect specimens and deliver to the local hospital laboratory for testing, after clinic closing hours, in accord with usual guidelines.

²⁶Personal communication with the AHDP coordinator, Mercedes Gilmete, Pohnpei, Department of Health

The report recommended a range of strategies: establish a support network for transactional sex workers to discuss their experiences and strength advocacy on social and economic determinants; increase access and use of condoms – through review of peer educators approach and training, perhaps drawing on the Stepping stones problem solving approach; increase knowledge of all STIs and their symptoms to encourage early access to treatment.

This is another example where research into an identified risk group will be used to inform program development.

Scale up of treatment care and support: working in collaboration to improve access to treatment and care:

Example: MRC and Pohnpei State HIV & STI Program working together to conduct education and outreach while the HIV & STI Program visits clients.

MRC and DHSA have identified a collaborative approach to respecting the confidentiality of those living with HIV while also addressing stigma and discrimination in the communities in which these people live.

Stigma and discrimination is a continuing barrier to access to treatment and care services in FSM. Although small changes have been reported, it remains an ongoing challenge. One step in addressing stigma and discrimination is the collaborative approach development by MRC and DHSA to respecting the confidentiality of those living with HIV while also addressing stigma and discrimination in the communities in which these people live.

When three people in Pohnpei state were diagnosed with HIV, they asked the Pohnpei DHSA to respect their confidentiality and privacy. It was known, however that community members believe that someone was HIV positive because of the many visits by the DHSA staff to the community.

Knowing the people with HIV and the community would need support, the DHSA public health unit contacted the MRC HIV coordinate to discuss an approach. They agreed that MRC would slowly start an HIV awareness campaign in the surrounding communities, focusing on minimizing stigma and discrimination in 2009, six outreach activities were conducted in these specific community, with follow up activities concentrating on STI and HIV screening.

The MRC established an informal support structure through a youth peer educator from the same community. This peer educator stays in contact with the people living with HIV and talks to the MRC HIV coordinator, when support is needed. The MRC then liaise with DHSA who in turn provide counseling access to ART, other clinical and pharmaceutical requirements.

The work by the MRC and DHSA in these communities is said to have led to a change in the way people interact and a reduction in fear. The trust and credibility

established between the PLWH and the peer educator, alongside the collaborative relationship between the DHSA and the MRC Coordinator, are clear contributing factors in generating this change.

Scale up of treatment and care: addressing the link between HIV & STIs

Example: the roll-out of Chlamydia presumptive treatment in Chuuk to show link between STI as a risk factor.

The Chuuk State HIV & STI Program initiated the Chlamydia presumptive treatment campaign in September 2011. The Chuuk AHDP reported that the HIV & STI program initiated education and awareness outreach about the campaign to a wide-ranging group of stakeholders, including: high school students, community women; the Chuuk Women's Council; women church groups; ANC clients; the Chuuk Breastfeeding Association; local sex workers; young people at the Chuuk high school; and the state Government administration officers.

Training for health assistants and clinical nurses on the approach and procedures for the campaign was conducted. Brochures discussing the campaign, including a description of the rate of Chlamydia and fact sheets on Chlamydia, translated into Chuukese, were distributed, with support from SPC.

As noted earlier, the campaign has generated contact with significantly higher numbers of men and women than Chuuk has previously contacted through its syndromic approach to treatment of Chlamydia. However, it has not been without challenges. Some of the issues identified by the Chuuk HIV & STI Program include:

- delays in accessing funds to support the campaign, including funds for transport and fuel and volunteer time;
- difficulty in gaining the acceptance and credibility of clinicians, who were worried that some clients would resist medications without a test;
- and delays in getting results from the laboratory in Pohnpei.

As noted earlier, the other States are yet to fully implement the campaign. Chuuk's earlier roll-out of the Chlamydia presumptive treatment campaign provides an opportunity for other states to learn from Chuuk's implementation.

V. Major challenges and remedial actions

The 2012GARPR Review identified a range of challenges in explanation of the shortcomings in FSM's capacity to meet the performance indicators. These included:

1. The separation of responsibilities for funding, policy and service delivery between national and state levels makes coordination difficult

2. The broader public health system has limited capacity
3. Pay and working conditions makes it hard to recruit & retain skilled staff
4. Missing or poor quality data influences the quality of reporting
5. Lack dedicated staff to collect data due to funding issues.

Key areas of need identified to improve the quality and performance of the response included:

1. Need to identify and design interventions to focus on at risk populations, using existing SGS data
2. Need to strengthen inter-sectoral collaboration to address broader social and economic issues especially for youth
3. Need to reduce red tape & paperwork to streamline shipping & freight of ARTs and samples.
4. Health information systems need to be 'user friendly'
5. Need to encourage routine M&E systems which collect and analyses and uses data at program and services levels including a regularly scheduled M&E system; and ready access to, and use of, a standard suite of tools and checklists to support routine and systematic M&E processes
6. Need to assign a dedicated staff to collect and compilation of reports.

In the last two years, FSM has focused on the development of a national strategic framework which more accurately responds to its situation and prioritizes its programs accordingly, with the capacity to measure the intended results.

Whilst acknowledging some of the underlying challenges presented by the capacity of the supporting health systems, the FSM HIV and STI program has demonstrated a commitment to address some of these key issues identified in the last Country Progress report:

Prevention

There is a stronger focus on at risk populations, drawing from the concerns expressed in the SGS data analyzed in 2008. As a result, there are emerging programs addressing commercial sex workers; and the development of approaches to engage men who have sex with men and transactional sex workers.

In 2009 FSM started to use a new CDC CTR form for screening and testing. This form is entered in a Epi Info data base and submit to CDC yearly for analysis. Training provided by CDC and a continue Technical Assistance is provide online yearly or as requested.

Monitoring & evaluation and Surveillance

A new tool for collecting and reporting HIV and STI data is now used: reflecting collaboration between donors/funders (CDC and SPC) as well as national and state programs. This is clearly a first step to developing routine monitoring and evaluation

systems which collect, analyze and share data at program and service levels using a standard suite of tools. This new form started in use during 4th quarter of 2013.

The Micronesia Red Cross Evaluation is an excellent contribution to the knowledge base for improving program delivery.

The Chuuk behavioral survey on women who exchange sex for money, goods and services is a valuable contribution to the knowledge base for future program development.

Program management and coordination

The development of the draft National Strategic Plan aims to bring all the states and national program together under the one umbrella to deliver the one national strategy: seeking to acknowledge but clarify the separation of responsibilities for funding, policy and service delivery between national and state levels which can makes coordination difficult.

The establishment of the NAC HOST is an important first step to building a stronger and more representative stakeholder base for a more effective response across government and civil society. Although this is said to be a an effective response, we are anticipating that when RF and GF faced out the NAC HOST visibility will be less because funding to support this group will also be ceased.

However, there were also challenges that have made the delivery of the response difficult:

Consistency in technical advice:

One state identified the roll-out of presumptive treatment as one more example of conflicting advice between the two major program funders, CDC and SPC that created challenges for their program delivery and for compliance with funding guidelines. Often, staff noted, they are forced to comply with two sometimes conflicting guidelines on treatment and care. In this instance, whilst SPC recommends presumptive treatment, CDC remains focused on encouraging testing. Furthermore, staff noted, at the community level, men have not responded favourably to the prospect of treatment, arguing instead that they would prefer that the women were tested to determine whether they need to take the medicine.

Despite assurances from each funding agency that the two agencies would reach agreement on the approach prior to the roll-out of the campaign, the State HIV & STI Program reported that they have not heard the outcome of discussions. In such situations, sometimes the response at country level is simply to wait. This issue is being task to national office monitor and coordinate between the states and the funders and to assist in resolving the issue.

Funding Flows

Funding flow has been an ongoing issue over the last two years. Federal funding is the main source of funding to support the HIV and STI programs reduced by 5% across all programs. Heb B reduced by 50% this year and Response fund terminated in December of 2013. UNAIDS the only agency supported the development of the GARPR report for country, provided US\$1,500 to country to use. This is far less than what was used for the 2012 GARPR report. The funding this year for the first time broken up in to segments of awards. 50% for the first half and the second half will be issued in June of this year. New laws now in place by Congress that requires a resolution to be approved by congress for any amount that is 50,000 and above. Finance will and cannot release funds even if already awarded for program use until congress adopt the resolution. This new approach delays the implementation of activities and even salary for the staff. For example the grant award received in December last year to commence January of 2014 and was not been able to utilize the funds until congress met in March to approve the resolution. For Global Fund the NFM for 2014-2015 just disbursed to country in late March 2014.

Treatment Care and Support: Improving Compliance with ART

All nine people who are currently living with HIV five have started on ART. One move to Guam and is now under care by Public Health Guam. Only two that are not on treatment or refused to start on treatment. This is a concern. The program staff provided counselling to these patients on the importance on treatment and even has other positive person from the Pacific talk to them but, regardless of these efforts they still refused to start on treatment. There is improvement done during this reporting period. The two are not on treatment is the only concern.

Financial management

Despite the innovation apparent in some state programs, one state has lost access to substantial funds for two key programs targeting prevention, screening and testing services for men and young people due to concerns about the integrity of the program's financial management. This is a serious issue. Steps must be taken to ensure that this does not happen again and that future innovative programs funded through either this donor or others are not jeopardized, on behalf of both the population of this state and for the country. There has been some improvement made due to TA provided by the national staff during M&E visits. This activity will continue to further improve the situation.

Reducing stigma and discrimination

Although Pohnpei has introduced model legislation, the review of HIV and Human Rights undertaken by RRRT has never been pursued to develop a stronger legislative and policy framework for the protection of the rights of those who are positive, or others, on the basis of sex, gender or status.

The current Strategy addressed the above concern and promotes a stronger legislative and policy framework to protect human rights and reduce stigma and discrimination – and encourage a more effective response through access to services and programs.

VI. Support from the country's development partners (if applicable)

FSM draws on extensive technical advice, with the support of SPC, WHO and CDC as well as the broader range of regional partners. The key areas of technical advice and capacity strengthening over the last two years included:

Prevention:

- VCCT training and accreditation(PCSS)
- Family Planning Guidelines (UNFPA)
- AHD Capacity Development (SPC)
- Reproductive Health Commodities Training (UNFPA)
- Stepping Stones (Media) (SPC)
- BCC (SPC)
- 2014 GAPR Training (UNAIDS)
- Program Coordinators Training (DHSA)
- All Grantee Clinical Training and Workshop (CDC and HRSA)
- Annual Training for state program and HIV/STI physician (HAETC)

Governance:

- PRFC Training and Workshop on Governances (SPC)
- PIRMCCM Annual Meeting (SPC)
- Development of the National Strategic Plan (Burnet)
- Transformational Leadership and Development (UNAIDS)
- Women's Human Rights – CEDAW and Climate Change and Violence Against Women legislation (RRRT)
- Parliamentary Leadership on gender, climate change and HIV & AIDS (PLPG) (PPAPD)
- Financial management (SPC)
- Financial Training
- Advocacy on Involvement of HIV+ people/reducing stigma and discrimination (PIAF)

Surveillance, research and monitoring and evaluation

- Development of a new standardized data collection form for STI program (SPC & CDC)
- Strengthen Laboratory based Surveillance (SPC)
- Monitoring & Evaluation Capacity Building (SPC)
- Global Fund Monitoring (SPC)

The advent of the Pacific HIV & STI Response Fund, Global Fund, WHO, CDC, HRSA and UNAIDS has been a key platform for supporting ongoing capacity building over the last two years. With the prospect of RF and GF each fund expired in 2013 and FG in 2015, it is important to find out what will replace RF and for GF to communicate clearly and consistently with the national program to clarify the potential impact of this, particularly on capacity strengthening activities.

VII. Monitoring and evaluation environment

The national HIV & STI Policy confirms that FSM-DHSA is charged with responsibility to collect, organise and analyse the HIV and AIDS case reports, the HIV Data quarterly report form and the STI data Quarterly Report form and other information from the states on the status of HIV AID and STI infections and disease²⁷. DHSA carries responsibility to use this information and analysis to

- Inform government leaders, the public and relevant international partners of progress in addressing HIV & STIs within FSM
- Identify need for additional technical or financial support
- Mobilize technical and financial support
- Report on progress to external funders.

There is no national legislated agreement on data sharing with the major funders, although the STI program is now using a common format for data collection developed and agreed with CDC and SPC. At state level only Pohnpei has legislation defining surveillance obligations. No other states have legislation in relation to data collection and reporting.

There are currently two key sources of data available to assist in analysis of the effectiveness of national response.

In the first instance, the National HIV & ST Program maintains a routine case surveillance system for the collection and analysis of HIV and STI data collected by the state HIV & STI programs. This information is collected quarterly. The quality of the data varies across the States.

Secondly, the National HIV & STI Programs routinely submit program reports to the key funders, in compliance with funding requirements. These reports are usually required on a six monthly basis. Given the current range of grants, this can mean up to 12 reports in a year.

The Mid-Term Review conducted in 2010 identified that the national response would be strengthened by building capacity at national and state level to plan, monitoring and evaluate. As part of this, it recommended that the national program should review current systems for monitoring and evaluation to:

²⁷Insert reference to policy.....

- Identify what data is currently collected and reported;
- Identify any gaps in data collection;
- Identify how data is currently analyzed, for what purpose;
- Identify reporting requirements – at national and state levels, amongst donors;
- Streamline current systems for collection, analysis and reporting;
- Review and adjust programs in response to analysis of the data.

During 2013, the National HIV and STI program adopted a revised reporting template

In 2013, the National Program established a new position for surveillance officer to collect, compile and report on data for all five programs under the Program, Collaboration, Service Integration (PCSI) and monitoring and evaluation of the response on HIV and STIs.

ANNEXES

ANNEX 1: Consultation/preparation process for the country report on monitoring the progress towards the implementation of the 2011 Declaration of Commitment on HIV/AIDS

The process for compiling the report was initiated in December 2013 when UNAIDS (Suva) invited the FSM Focal Point to submit the Global AID Response Progress Report (GARP). Following negotiation of the dates for the consultant field visit, the Focal Point, M&E Officer and The HIV/AIDS Program Specialist attended the GARP training workshop offered by UNAIDS in Fiji in February. Following the workshop, the focal point held a meeting with national team and agreed to write the report.

A work plan was then agreed between the UNAIDS office and the Focal Point by email communication. Following the consultant's arrival, a one day meeting was convened with a small working group consisting of the national manager, the national M&E officer and national finance manager to discuss the process and agree on responsibilities for compiling the report.

Given the constraints of geography across the four states and timeline for completion of the report and competing program priorities, it was agreed that data would be collected by four key means:

- 1) Review of existing program reports and other documentation relevant to the 2014 reporting period
- 2) Review of the financial data available in relation to the key funders
- 3) Review of the GARPR indicators
- 4) Review of available surveillance and other data to compile the indicators

The National HIV Program Manager undertook responsibility for working with colleagues to source all relevant program reports and supported by the national Surveillance Officer who task to upload the on line indicators. The HIV Program Financial Specialist, working with colleagues at state and national level, sourced all relevant financial data. The FSM team reviewed the most recent review of the response, the Mid-Term Review in 2010-2011, and data for the recent strategic planning workshops in 2013. Together, all these sources of data were drawn upon to compile the response to the indicators to develop the narrative report.

Information in response to the indicators was discussed with the National Manager and uploaded. Information for the funding data was discussed with the Finance Specialist, prior to compilation and the final draft forwarded to the Finance Manager for endorsement prior to upload. During the process the team comes across a problem where the financial report cannot be uploaded. The team consulted the UNAIDS office and advised to submit the electronic copy to UNAIDS office who took the liberty on behalf of FSM team and upload. The upload was successful. Lastly, the draft narrative report was circulated to the Secretary of Health and Social Affairs, State Coordinators for HIV and STI Program and Director of National Communicable Programs for their review and comment.

ANNEX 2: National Commitments and Policy Instrument (NCPI)

See online report.

ANNEX 3: National Funding Matrix

See online report.