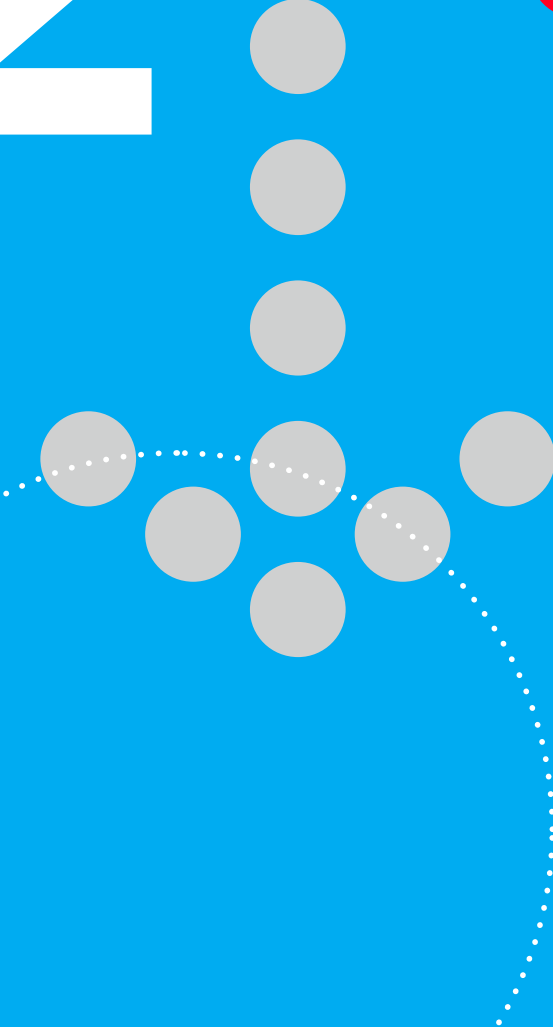



2



33

AIDS by the numbers

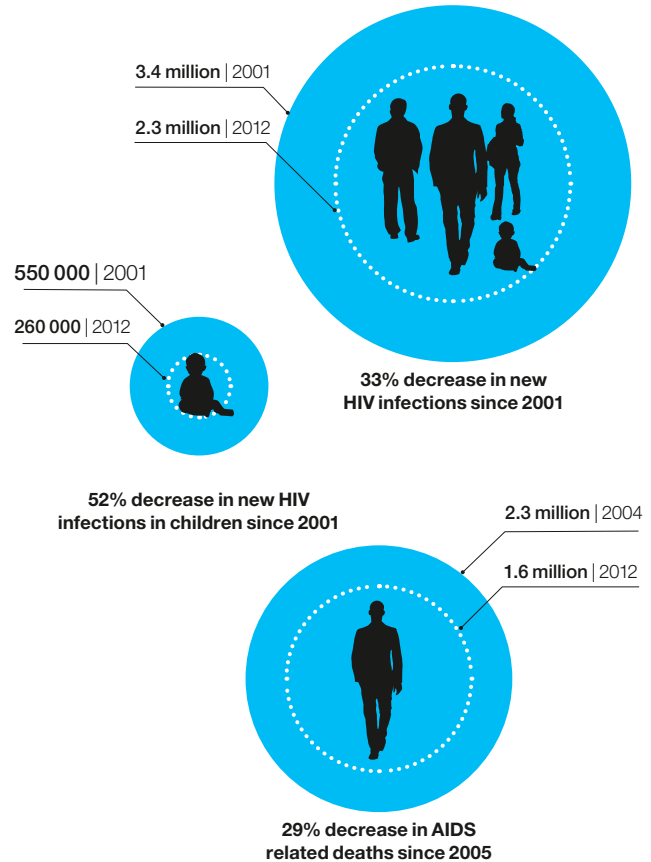
40-fold

Increase in access to antiretroviral therapy since 2002.

More than 10% of people living with HIV in low- and middle-income countries are aged 50 years or above

35.3

million people living with HIV in the world.



People accessing treatment

9 700 000

Total funding for HIV increased by 10% from 2011 and 2012

People accessing treatment

9 700 000

AIDS-related deaths

1 600 000

New HIV infections (total)

2 300 000

New HIV infections (children)

260 000

**New infections
(children)**

**New HIV
infections (millions)**

2001	550 000	3.4
2002	560 000	3.3
2003	560 000	3.1
2004	550 000	3.0
2005	540 000	2.9
2006	520 000	2.8
2007	480 000	2.7
2008	450 000	2.6
2009	400 000	2.6
2010	360 000	2.5
2011	310 000	2.5
2012	260 000	2.3

**AIDS-related
deaths (millions)**

**People accessing
treatment (millions)**

2.3

2.3

2.3

2.2

2.1

2.0

1.9

1.8

1.6

1.3

2.0

2.9

4.1

5.3

6.6

8.1

9.7

Challenges by the numbers

People more likely to be living with HIV
than the general population

60% of countries
have laws, regulations or policies that
block effective HIV services for key
populations and vulnerable groups

41 countries, territories, and areas
impose some form of restriction on
the entry, stay and residence based
on HIV status.

50% increase in
likelihood of acquiring HIV
among women who have experienced
intimate partner violence



Every hour

50 young women are newly infected with HIV

Total number of adults and children in need of treatment in 2013 (around 34% had access)

28 600 000

Children in need of treatment who did not have access in 2012 (under WHO 2010 guidelines)

1 250 000

Women aged 15 and over newly infected with HIV in 2012

960 000

One billion fewer male condoms were donated in 2012 than in 2011

1 000 000 000

