

UNAIDS Data Hubs Evaluation

Final Report and Recommendations

December 31, 2022



Presentation Agenda

Introduction

History and Technical Design

Key Findings (OECD DAC Criteria)

Conclusions

Recommendations



Discussion

Introduction



HIV AND AIDS DATA HUB FOR ASIA-PACIFIC

EVIDENCE TO ACTION

HOME COUNTRY PROFILES DATA DASHBOARD POPULATIONS THEMATIC AREAS RESOURCES SATELLITE PAGES ABOUT US WHAT'S NEW

Download the new app:  Available on the App Store  Get it on Google play

HIV PREVENTION 2025 ROAD MAP

Getting on track to end AIDS as a public health threat by 2030

DATA DASHBOARD

- Map
- Data sheet
- Graph
- Factsheets

Key Facts on HIV in Asia and the Pacific (2021)

HIV Map Epidemic Snapshot New HIV Infections Treatment AIDS Financing

PLHIV New HIV Infections AIDS-related Deaths Adult HIV Prevalence (%) People on A

Kazakhstan Mongolia

DATABASE

AIDS DATA HUB DATABASE

COMMUNITY VOICES

About the Evaluation

UNAIDS requested an evaluation of the Regional Data Hubs in order to understand and explore:

- History of the creation and implementation of the Regional Data Hubs.
- The existing programmatic and technical design and implementation of the Data Hubs.
- The implicit theory of change, i.e., how the Data Hubs are intended to support and link to UNAIDS larger Mission and Global Strategy.
- Recommendations for the future of the Data Hubs, especially considering recent strategic changes at UNAIDS.



Evaluation Criteria

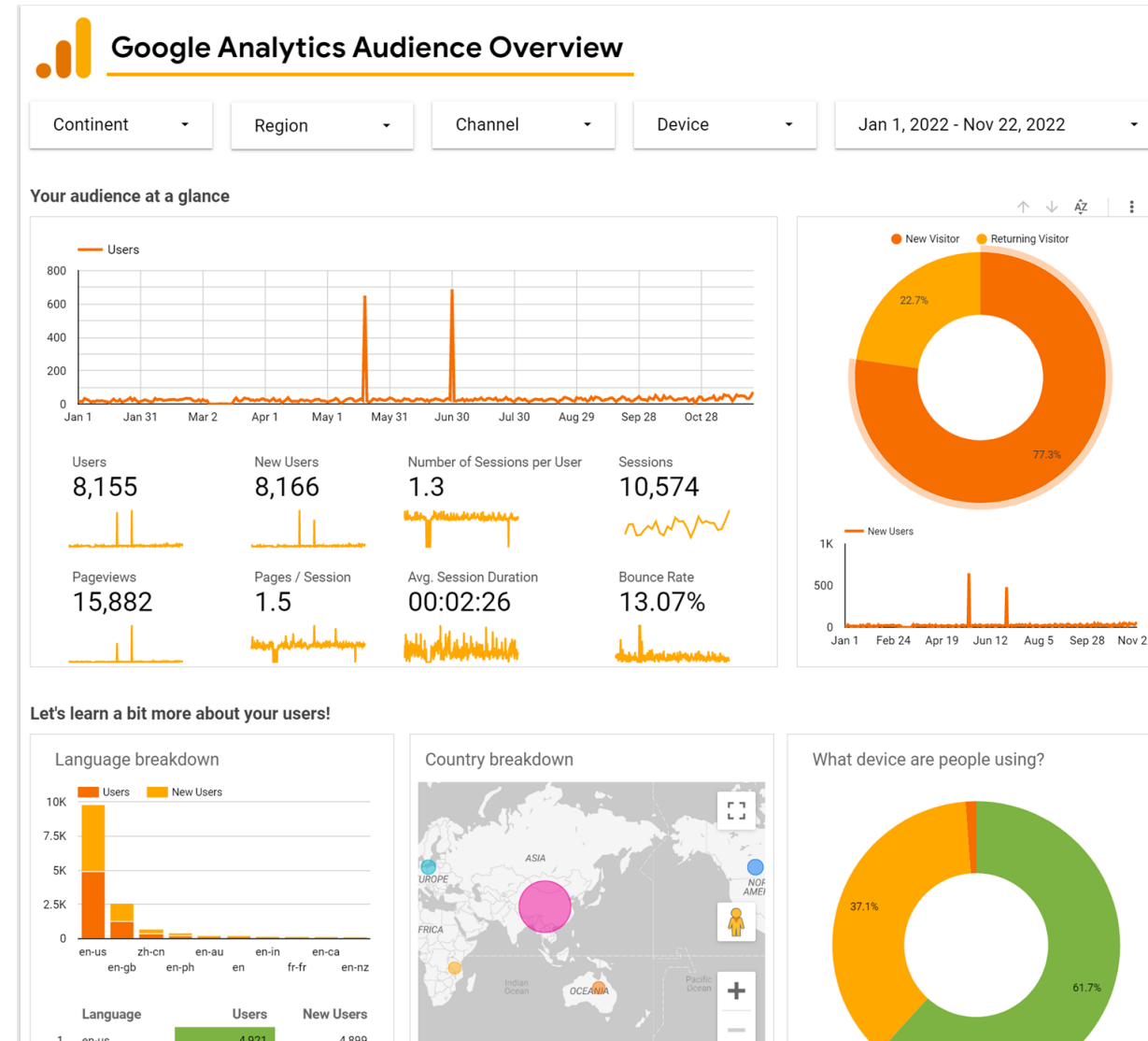
OECD DAC criteria	Evaluation questions
Relevance and coherence The right things & right players (design issues)	<ul style="list-style-type: none">• Who are the intended users of the Data Hubs in different regions and are their information needs fulfilled by the Data Hubs?• What is the extent of the use of the Data Hubs outside UNAIDS?• What are the available data sources for the Data Hubs and what does the ecosystem look like (e.g., co-sponsors Data Hubs)?
Effectiveness The right results (implementation issues)	<ul style="list-style-type: none">• To which extent have the Data Hubs achieved their intended objectives?• What are the key conditions that have made the Data Hub in the Asia Pacific achieve its results – and how they apply to other regions?
Efficiency The right way	<ul style="list-style-type: none">• How do the resources and capacity expected post-UNAIDS alignment match the requirements of the Data Hubs?• How should the Data Hub model be adapted in different regions to account for organizational priorities and resources?

Evaluation Criteria

OECD DAC criteria	Evaluation questions
Sustainability	<ul style="list-style-type: none">• What form and role should the Data Hubs take to make them serve UNAIDS best and secure sustainable organizational investments?• How can linkages with other existing data platforms be improved (e.g., Health Situation Rooms, COVID-19 portal and AIDSinfo)? <p>Note: sustainability defined as regional autonomy, also considering governance of the initiative (resources, structure)</p>
Equity Data and users	<ul style="list-style-type: none">• Are gender and human rights consistently considered in data collection and the analysis, presentation, and dissemination of information products?• How do Data Hubs contribute to or draw on efforts to strengthen monitoring of inequalities and community-led monitoring?

Data Sources

- The Data Hubs websites, including review of documents posted
- Key Informant Interviews
- Document review of internal UNAIDS documents related to the Data Hubs
- Google Analytics of the Data Hubs
- Google search and comparative analysis



National [↗](#) Sub-national [↗](#)

INCIDENCE:PREVALENCE RATIO

Country ↕	2019 ↕	2020 ↕	2021
Comoros	4.86 [1.39 - 13.19]	4.79 [1.37 - 13.01]	4.73 [1.35]
Eritrea	2.09 [0.92 - 5.71]	1.90 [0.86 - 5.64]	1.79 [0.77]
Eswatini	3.81 [3.25 - 4.43]	3.40 [2.79 - 4.00]	3.12 [2.56]
Ethiopia	2.08 [1.85 - 2.28]	1.90 [1.69 - 2.09]	1.95 [1.74]
Kenya	2.43 [1.60 - 3.63]	2.42 [1.60 - 3.61]	2.40 [1.58]
Lesotho	3.02 [2.72 - 3.21]	2.79 [2.57 - 2.93]	2.59 [2.47]
Madagascar	16.22 [12.20 - 22.09]	15.37 [11.20 - 21.00]	15.81 [11.10]
Malawi	2.25 [1.82 - 2.78]	2.13 [1.71 - 2.56]	1.99 [1.62]
Mauritius	5.74 [4.19 - 7.66]	5.40 [3.90 - 7.16]	5.63 [3.85]
Mozambique	... [... - ...]	... [... - ...]	... [... - ...]
Namibia	3.50 [2.93 - 4.07]	3.07 [2.54 - 3.60]	3.07 [2.52]

Period 2000-2021

Key Findings

History and Technical Design

History

- AP Data Hub created by UNICEF, Asia Development Bank, WHO, and UNAIDS & local universities, circa 2004
- AIDSInfo created as a way to share & build demand for high quality consistent HIV data globally
- 2014, AP Data Hub used as a model to create Regional Data Hubs, launched circa 2018.

UNAIDS | Центр Стратегической информации для Восточной Европы и Центральной Азии

Данные Страны Тематические области Библиотека

Русский

Библиотека

Страна Стигма и дискриминация Тип ресурса

Applying key lessons learned in the AIDS response to COVID-19: selected practices from Eastern Europe and Central Asia

UNAIDS continues to monitor human rights violations and stigma level towards people living with HIV and key populations during COVID-19 epidemic and proposes critical actions to prevent human rights ...

источник: C:\Users\ZohrabyanL\OneDrive - UNAIDS\UNAIDS SI Hu

Скачать

LGBTI+ IN THE REGION OF CENTRAL ASIA: REPRESSIONS, DISCRIMINATION, EXCLUSION

In 2019, Spartacus, an international travel guide for LGBTI+ people, 1 ranked Turkmenistan lowest of all Eastern European and Central Asian nations (179 of 197) and Uzbekistan only slightly higher (159...

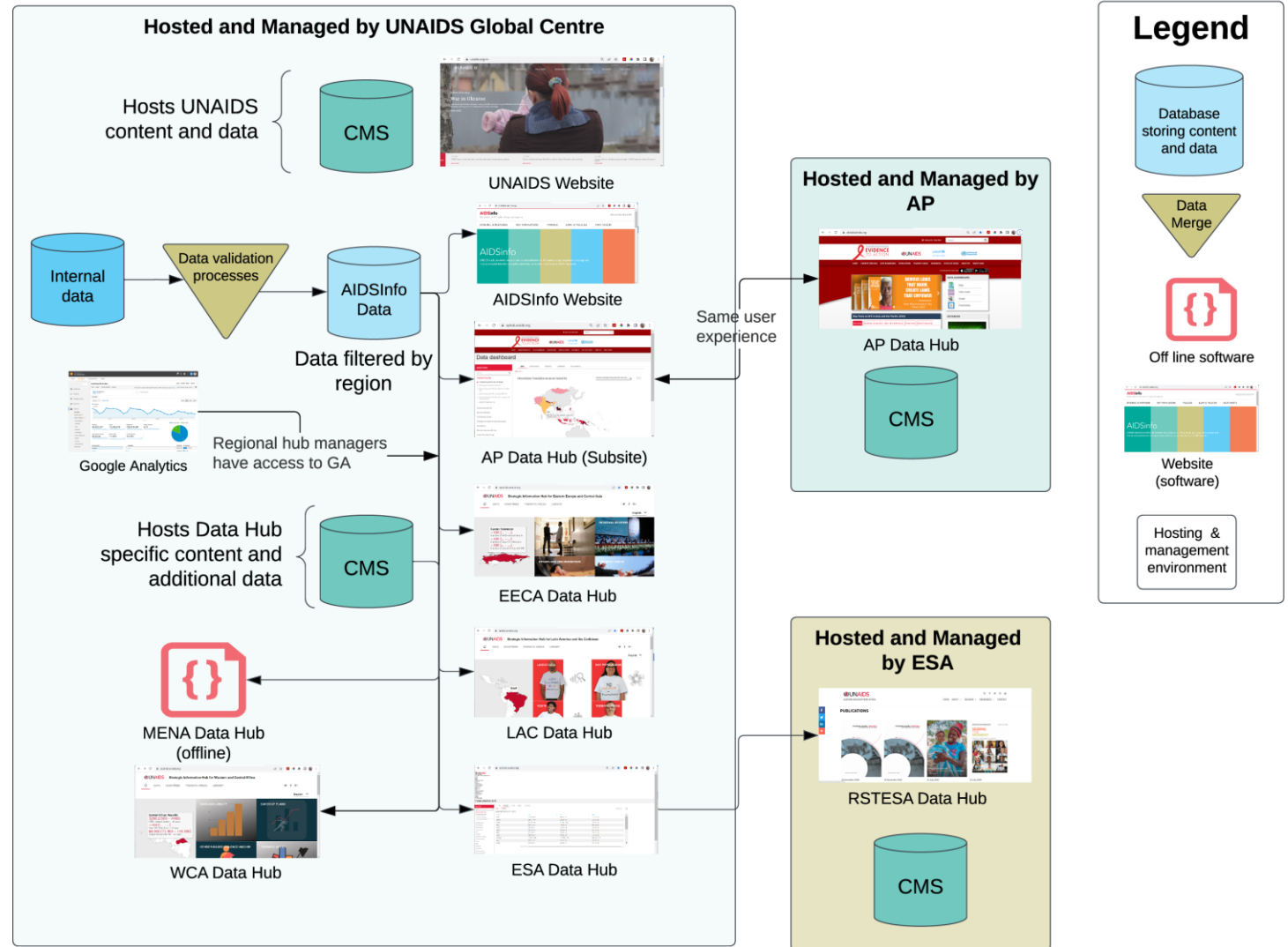
источник: C:\Users\ZohrabyanL\OneDrive - UNAIDS\UNAIDS SI Hu

Скачать

Technical Design

- Mix of different platforms and databases support the Data Hubs
- Outside investment in Asia Pacific of their content management system
- Relies on AIDSinfo data

Technical Diagram of UNAIDS Data Hubs (simplified)

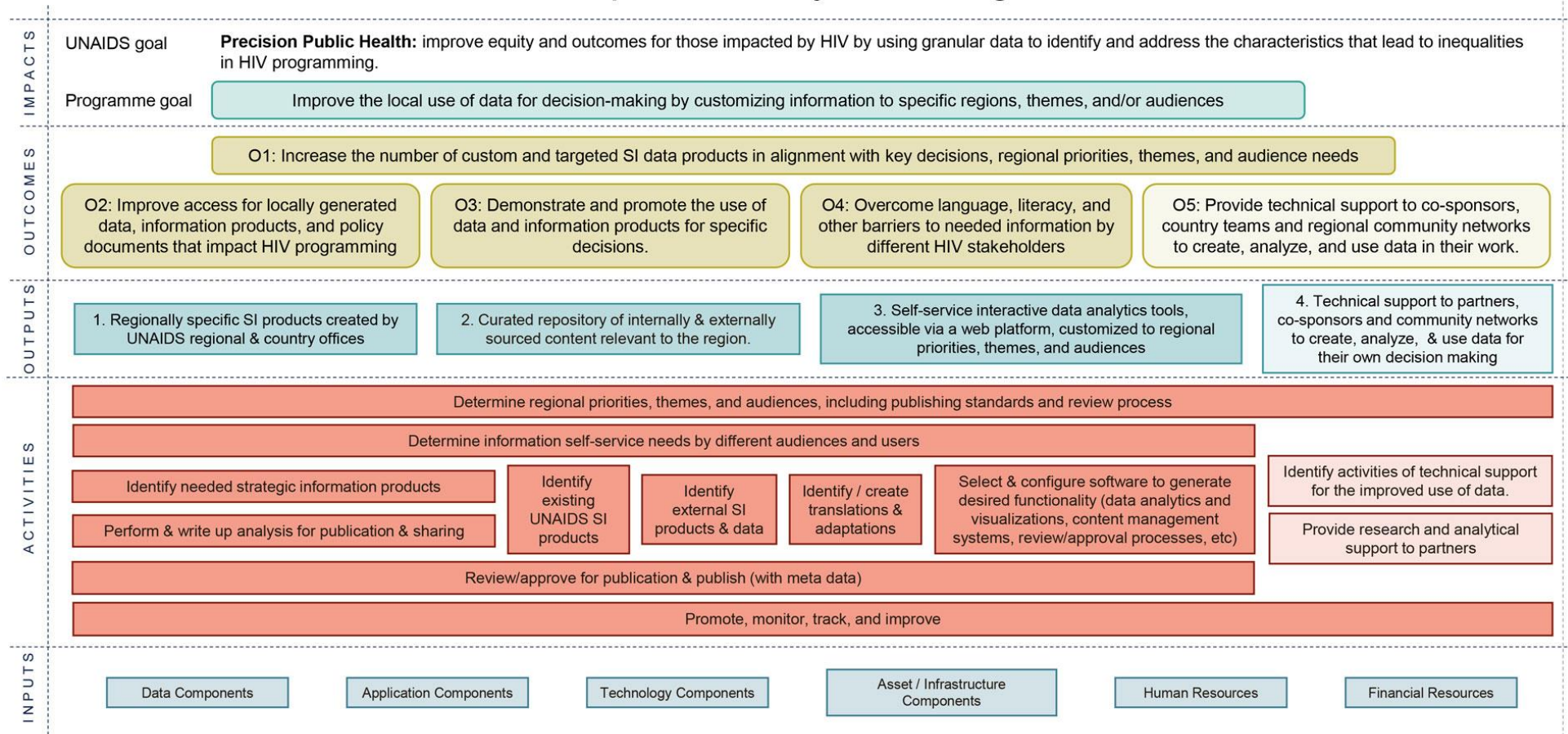


Implicit Theory of Change



Regional Data Hubs Implicit Theory of Change

Final: December 2022



Findings by Key Evaluation Questions

OECD DAC criteria

Relevance and coherence

The right things & right players (design issues)

Effectiveness

The right results (implementation issues)

Efficiency

The right way

Sustainability

Equity

Data and users

Relevance and coherence: The right things & right players (design issues)

Finding 1:

Intended users and their needs are generally well understood.

User group	Advocacy for policy/programming approaches	Performance analysis and impact	Design and implementation approaches	Up to date data and status info
UNAIDS RST	X	X	X	X
UNAIDS Country office	X	X	X	X
UN regional/country offices	X	X	X	X
National governments	X	X		X
NGOs/CBOs	X	X	X	X
Academia		X		X
Other donors	X	X	X	X

Relevance and coherence: The right things & right players (design issues)

Finding 2: Outside of AP, there is minimal usage of the Regional Hubs by UNAIDS or those outside of UNAIDS. Therefore, user information needs are not being met.


Website	Users	Notes
AIDSinfo	1,239,131	Only for the data dashboards - not including UNAIDS.org or other subsites
AP	24,100 (data dashboard only) 597,233 (analytics)	Because AP has two sites, there are two sets of statistics - one just for the data dashboard and one for the main Data Hub.
EECA	883	0 users up to late 2019
ESA	451	0 users up to mid-2019
LAC	315	0 users up to late 2018
MENA	0	not online
WCA	63	0 users up to early 2020

Item	What measuring?	AIDSInfo	AP (data dashboard)	EECA	ESA	LAC	WCA
Total users	number of users to the site	118,233	5761	113	115	60	19
Sessions	how many sessions on the site	160,059	7,524	144	146	105	26

Relevance and coherence: The right things & right players (design issues)

Finding 3:

There is automated data as well as labor intensive manual uploads of data and documents. Content creation and sourcing is also labor intensive and a major barrier.



Finding 4:

There is a clear need and interest in addressing the HIV pandemic through knowledge management, where UNAIDS has a clear potential role.

Organization	Division	Website name	Description	Data explorer?	Geographic	Focus areas	Hosts non org info?	Other functionality	Url
Africa CDC	Disease	HIV	Summary information on HIV	No	Africa				https://africacdc.org/disease/hiv-human-imm
AIDSportal	none	AIDSportal	Spread information on HIV/AIDS for youth	No	global-ish	sharing information	yes		https://aidsportal.org/
amfar	none	amfar website	a review of amfar's work, latest information on HIV/AIDS, donations	no	Global	amfar work	no		https://www.amfar.org/
amfar	Asia	Treat ASIA	a summary of the amfar Treat Asia program (Therapeutics Research, Education, and AIDS Training in Asia)	no	Asia	TREAT Asia work	no		https://www.amfar.org/treat-asia/
Global Fund	HIV	Global Fund	Provides a mix of information on Global fund programming with technical resources	Yes	LMICS				https://www.theglobalfund.org/en/
Kaiser Family Foundation	Global Health policy	KFF	website that contains trusted information on national health issues	yes, dashboard	Global	data	yes	interactive dashboards	https://www.kff.org/hiv/aids/
NAM	HIV	AIDSMap	They provide independent, accurate & accessible information about HIV		UK only				https://www.aidsmap.com/
National Institutes of Health	HIV/AIDS	HIVinfo.nih.gov	HIVinfo.nih.gov offers access to the latest, federally approved HIV/AIDS medical practice guidelines, HIV treatment and prevention clinical trials, and other research information for health care providers, researchers, people affected by HIV/AIDS, and the general public	No	US	research information	yes	content search tool	https://hivinfo.nih.gov/hiv-source
State Department	PEPFAR	State Dept. website	Summary information on PEPFAR, hosting technical guidance for PEPFAR funding recipients	no	LMICs	PEPFAR	No		https://www.state.gov/pepfar/
US CDC	HIV	Ending the HIV Epidemic	US program focused on the US	No	US	CDCs work	No		https://www.cdc.gov/endinghiv/index.html
US CDC	HIV	HIV Statistics center	HIV idata in the US	?	US	CDCs work	No		https://www.cdc.gov/endinghiv/index.html
US CDC	Global HIV and TB	CDC Global Health programming	Review of CDC's HIV programming, statistics, focused intervention information	No	US	CDCs work	No		https://www.cdc.gov/globalhivtb/
USAID	Global Health	USAID	Provides information on USAID's HIV programming.. Provides information on focus, impact, success stories, USAID authored resources	No	LMICs	USAID's work	No		https://www.usaid.gov/global-health/health

Effectiveness: The right results (implementation)

Intended Outcome	Result
Outcome 1: Create and publish custom and targeted SI data products in alignment with regional priorities, themes, and audience needs.	Other than AP, none of the regional Data Hubs routinely created and/or published SI data products to the Data Hub.
Outcome 2: Concretely demonstrate and promote the use of data and information products for specific decisions.	Other than AP, the Data Hubs are not routinely used by UNAIDS staff or other partners to inform decisions.
Outcome 3: Improve access for locally generated data, information products, policy documents that impact HIV programming.	Other than AP, the Data Hubs do not contain nor support the usage of this type of content.
Outcome 4: Overcome language, literacy, and other barriers to needed information by different HIV stakeholders.	One success point of the Data Hubs has been hosting of non-English documents (such as Russian, Spanish, or French) on the sites.
Outcome 5: : Provide technical support to co-sponsors, country teams and regional community networks to create, analyze, and use data in their work (AP only)	AP was able to provide evidence, including hosting government data, of providing technical support to local stakeholders and improve the use of data for decision making

Finding 5:

Other than AP, the Data Hubs have not achieved their objectives.

Finding 6:

AP success came from determine needs first, then proposing solutions.

Finding 7:

Imposing a technology solution without understanding users' needs and a lack of resourcing to implement will fail.

Efficiency: The right way

Finding 8:

Implementation outside the Asia Pacific region was focused on technology and not on the non-technical aspects (leadership, staffing, etc.).

- Insufficient staffing & leadership.
- Undervaluing the role of the Data Hub staff in AP success (esp. capacity building).

Finding 9:

Evidence of the success and challenges from the regional Data Hubs provides good insight for the Data for Impact initiatives envisioned by UNAIDS.

- Used the AP Hub to build cultures of evidence.
- Made it easier to share existing knowledge products and create new ones.
- Provides targeted, granular information.
- Provide a one stop shop for stakeholders.
- **UNAIDS understands the knowledge needs of the user ecosystem.**

Sustainability

Finding 10:

Regional Data Hubs, other than AP, are not sustainable, based on the metrics of ownership, leadership, investment, delivery and performance monitoring.

Sustainability metric	AP	EECA	ESA	LAC	MENA	WCA
Ownership: the Hub is seen as a regional product that is core to the mandate of the RST	Yes	Unclear	Unclear	Unclear	Yes	no
Leadership: the Hub is prioritized by RST leadership	Yes	No	No	No	unclear	No
Investment: the Hub has generated investment and resource mobilization from UNAIDS staff and/or co-sponsors	Yes – co sponsorship plus investment in technology	No	Somewhat – an attempt to invest in external technology	No	No	No
Delivery: the Hub routinely meets content and data management requirements	Yes	No	No	No	N/A	No
Performance monitoring: the Hub routinely reviews its performance to improve its delivery of services	Ad hoc	No	No	No	No	No

Equity: Data and users

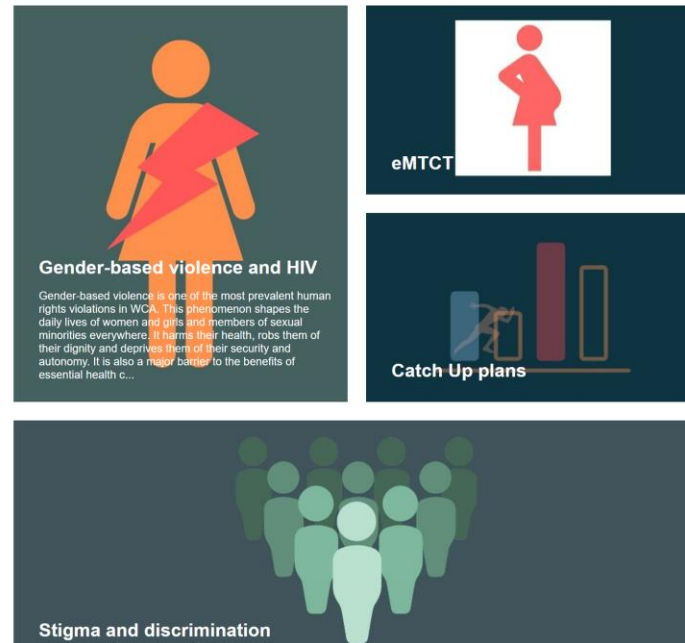
Finding 11:

The design of the Data Hubs supports gender and human rights; however, the content uploaded is at the discretion of the regional Hub team.

Finding 12:

The design of the Data Hubs supports monitoring of inequalities and community-led monitoring; but minimal or none is occurring.

Thematic Areas



Conclusions

Conclusion 1:

Other than AP, the Regional Data Hubs have not met their objectives, and are not serving intended users.

Conclusion 2:

The key factor in the lack of success in the non-AP Data Hubs has been the lack of connection of the Data Hubs to the mission of the RST.

Conclusion 3:

The AP regional Hub was defined by Global Centre as primarily a technology solution, ignoring the non-technology elements crucial in its success.

Conclusion 4:

The regional Hub programme has identified good lessons for UNAIDS future Strategic Information programming through both the successes of the AP Hub and the challenges in the other regional Hubs.

Recommendations

- **Rec 1.** Decommission the Regional Data Hub websites.
- **Rec 2.** Improve Data Usage Skills within Data for Impact and UNAIDS as a whole.
- **Rec 3.** Build in Theories of Change and Metrics into Data for Impact Hubs.
- **Rec 4.** Make strategic investments in UNAIDS information management systems.

Rec 2. Improve Data Usage Skills within Data for Impact and UNAIDS as a whole.

Rec 2.1 Build internal capacity within Data for Impact team on behaviour change analysis mixed with human-centred design skills.

Rec 2.2 Build frameworks within UNAIDS on Human-Centred Design.

Rec 2.3 Build capacity within UNAID countries and regions on Human-Centred Design.

Rec 3: Build in Theories of Change and Metrics into Data for Impact Hubs.

Rec 3.1 Data for Impact activities must include a resourced local capacity building and collaboration component for all aspects of data management (from collection to application/usage).

Rec 3.2 Data for Impact products must be able to be more granularly focused with customized theories of change.

Rec 3.3 Establish standard performance metrics for engagement with information products.

Rec 4. Make strategic investments in UNAIDS information management systems.

Rec 4.1 Review existing UNAIDS information management systems for targeted improvements for reuse.

Rec 4.2 Invest in a data mesh technology.

Rec 4.3 Invest in a central data cataloguing system.

Rec 4.4 Invest in technology that allows different presentations to different audiences.

Discussion

