

September 2013

Core Epidemiology Slides



Global summary of the AIDS epidemic | 2012

Number of people living with HIV

Total	35.3 million [32.2 million – 38.8 million]
Adults	32.1 million [29.1 million – 35.3 million]
Women	17.7 million [16.4 million – 19.3 million]
Children (<15 years)	3.3 million [3.0 million – 3.7 million]

People newly infected with HIV in 2012

Total	2.3 million [1.9 million – 2.7 million]
Adults	2.0 million [1.7 million – 2.4 million]
Children (<15 years)	260 000 [230 000 – 320 000]

AIDS deaths in 2012

Total	1.6 million [1.4 million – 1.9 million]
Adults	1.4 million [1.2 million – 1.7 million]
Children (<15 years)	210 000 [190 000 – 250 000]



Global estimates for adults and children | 2012

People living with HIV	35.3 million [32.2 million – 38.8 million]
New HIV infections in 2012	2.3 million [1.9 million – 2.7 million]
Deaths due to AIDS in 2012	1.6 million [1.4 million – 1.9 million]

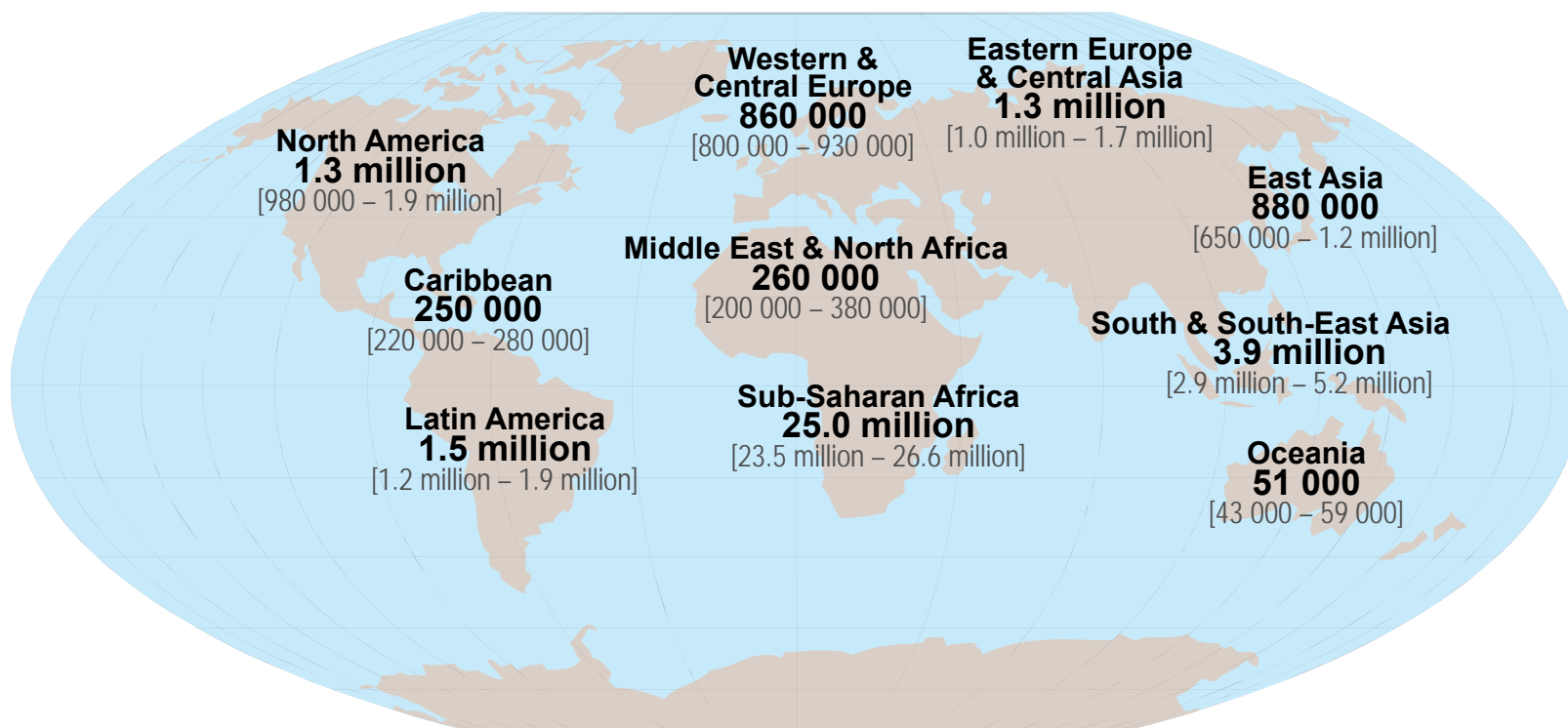
Regional HIV and AIDS statistics and features | 2012

	Adults and children living with HIV	Adults and children newly infected with HIV	Adult prevalence (15–49) [%]	Adult & child deaths due to AIDS
Sub-Saharan Africa	25.0 million [23.5 million – 26.6 million]	1.6 million [1.4 million – 1.8 million]	4.7% [4.4% – 5.0%]	1.2 million [1.1 million – 1.3 million]
Middle East and North Africa	260 000 [200 000 – 380 000]	32 000 [22 000 – 47 000]	0.1% [0.1% – 0.2%]	17 000 [12 000 – 26 000]
South and South-East Asia	3.9 million [2.9 million – 5.2 million]	270 000 [160 000 – 440 000]	0.3% [0.2% – 0.4%]	220 000 [150 000 – 310 000]
East Asia	880 000 [650 000 – 1.2 million]	81 000 [34 000 – 160 000]	<0.1% [<0.1% – 0.1%]	41 000 [25 000 – 64 000]
Latin America	1.5 million [1.2 million – 1.9 million]	86 000 [57 000 – 150 000]	0.4% [0.3% – 0.5%]	52 000 [35 000 – 75 000]
Caribbean	250 000 [220 000 – 280 000]	12 000 [9400 – 14 000]	1.0% [0.9% – 1.1%]	11 000 [9400 – 14 000]
Eastern Europe and Central Asia	1.3 million [1.0 million – 1.7 million]	130 000 [89 000 – 190 000]	0.7% [0.6% – 1.0%]	91 000 [66 000 – 120 000]
Western and Central Europe	860 000 [800 000 – 930 000]	29 000 [25 000 – 35 000]	0.2% [0.2% – 0.2%]	7600 [6900 – 8300]
North America	1.3 million [980 000 – 1.9 million]	48 000 [15 000 – 100 000]	0.5% [0.4% – 0.8%]	20 000 [16 000 – 27 000]
Oceania	51 000 [43 000 – 59 000]	2100 [1500 – 2700]	0.2% [0.2% – 0.3%]	1200 [<1000 – 1800]
TOTAL	35.3 million [32.2 million – 38.8 million]	2.3 million [1.9 million – 2.7 million]	0.8% [0.7% - 0.9%]	1.6 million [1.4 million – 1.9 million]

The ranges around the estimates in this table define the boundaries within which the actual numbers lie, based on the best available information.

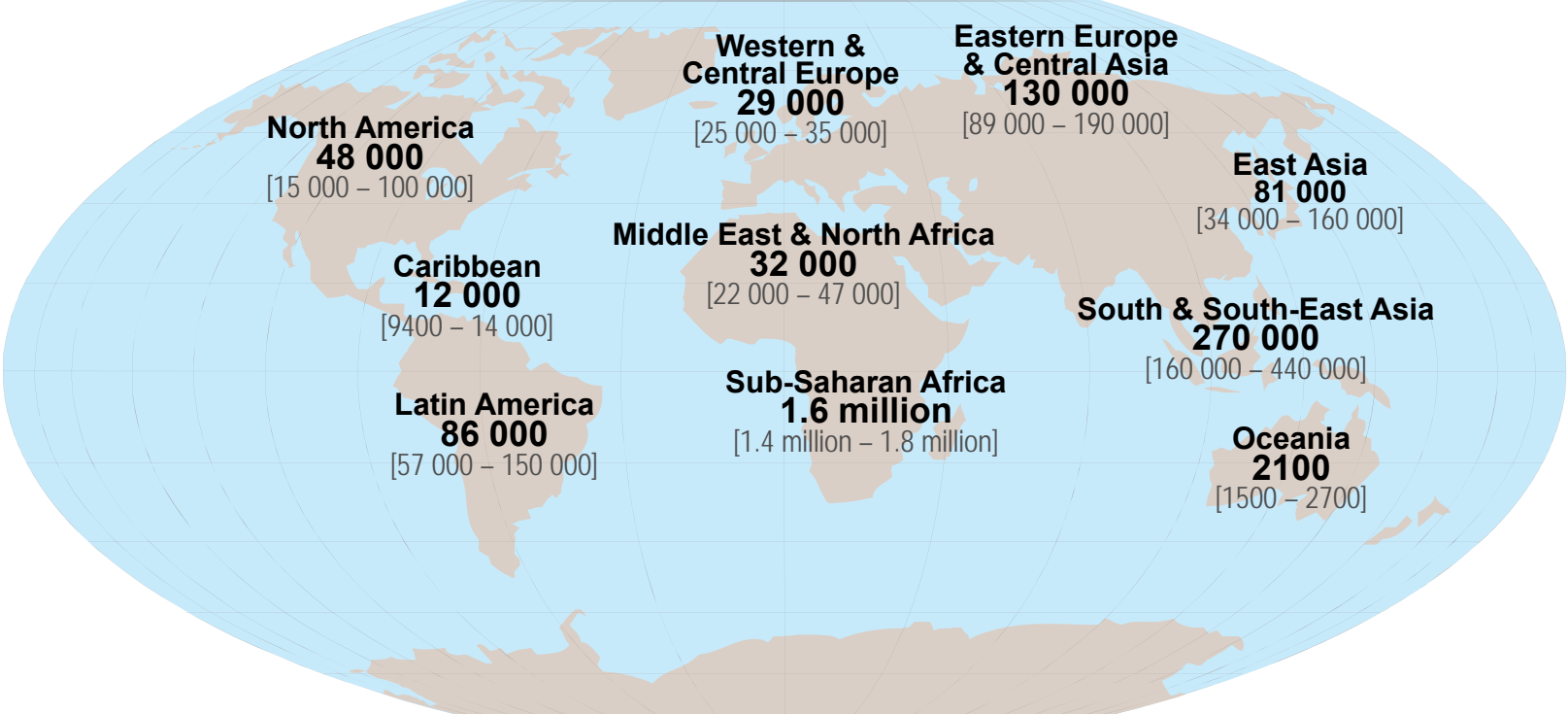


Adults and children estimated to be living with HIV | 2012



Total: 35.3 million [32.2 million – 38.8 million]

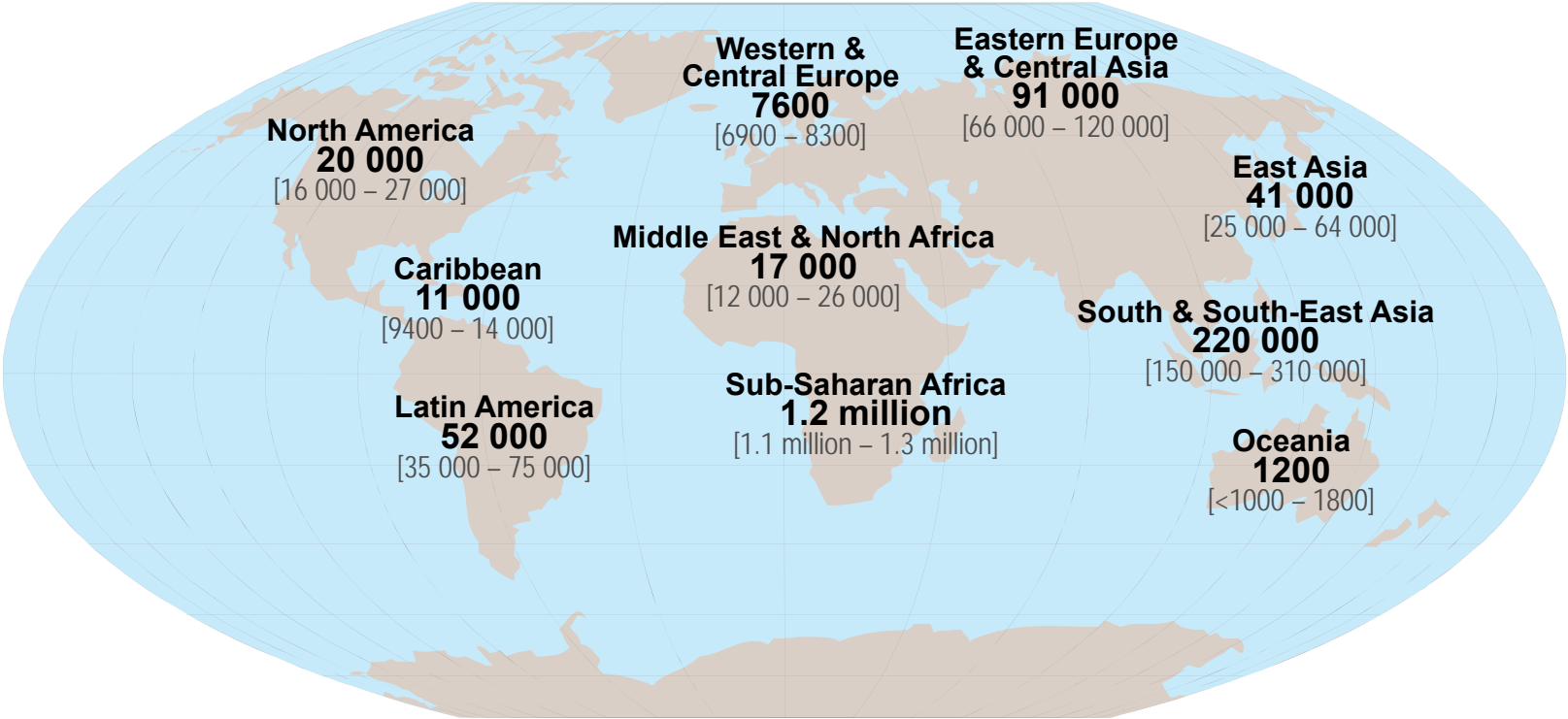
Estimated number of adults and children newly infected with HIV | 2012



Total: 2.3 million [1.9 million – 2.7 million]



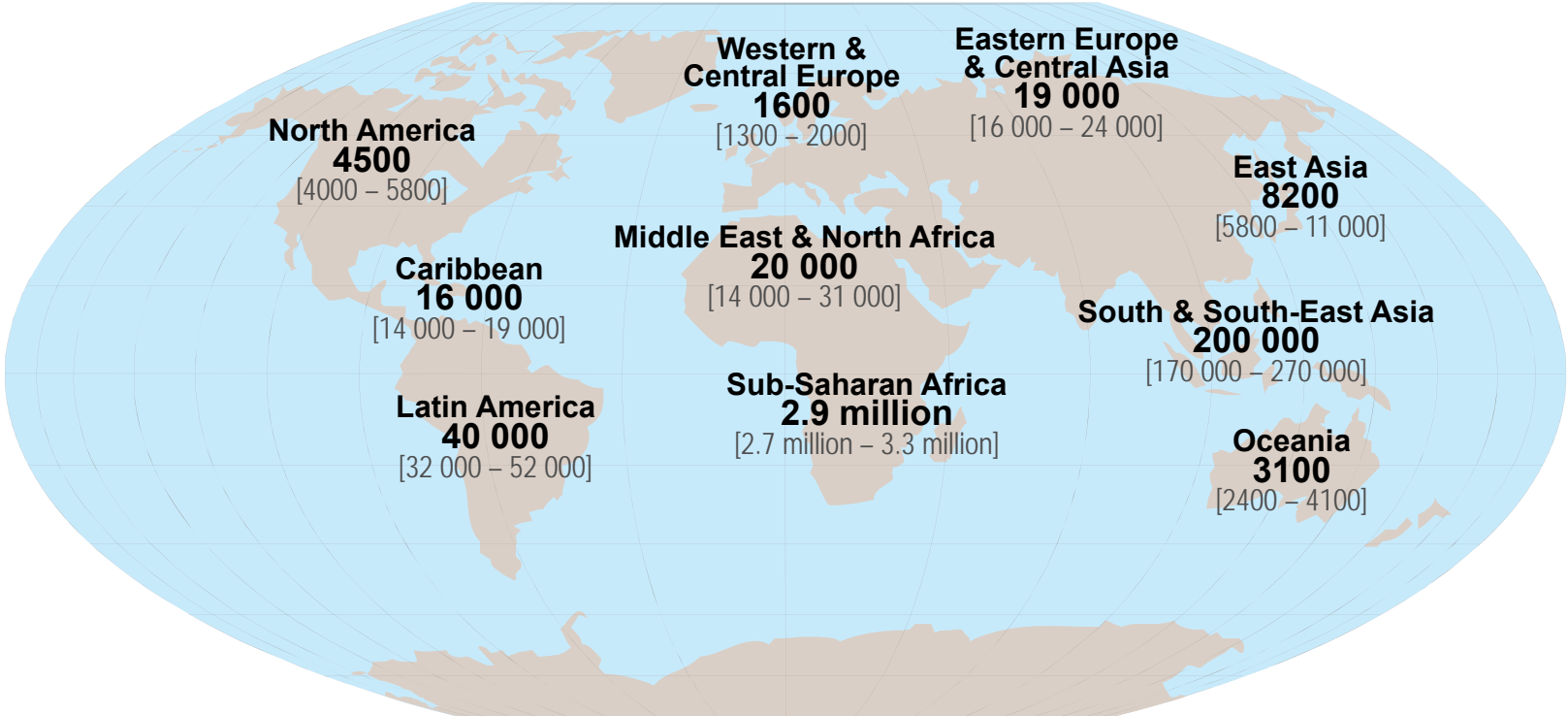
Estimated adult and child deaths from AIDS | 2012



Total: 1.6 million [1.4 million – 1.9 million]



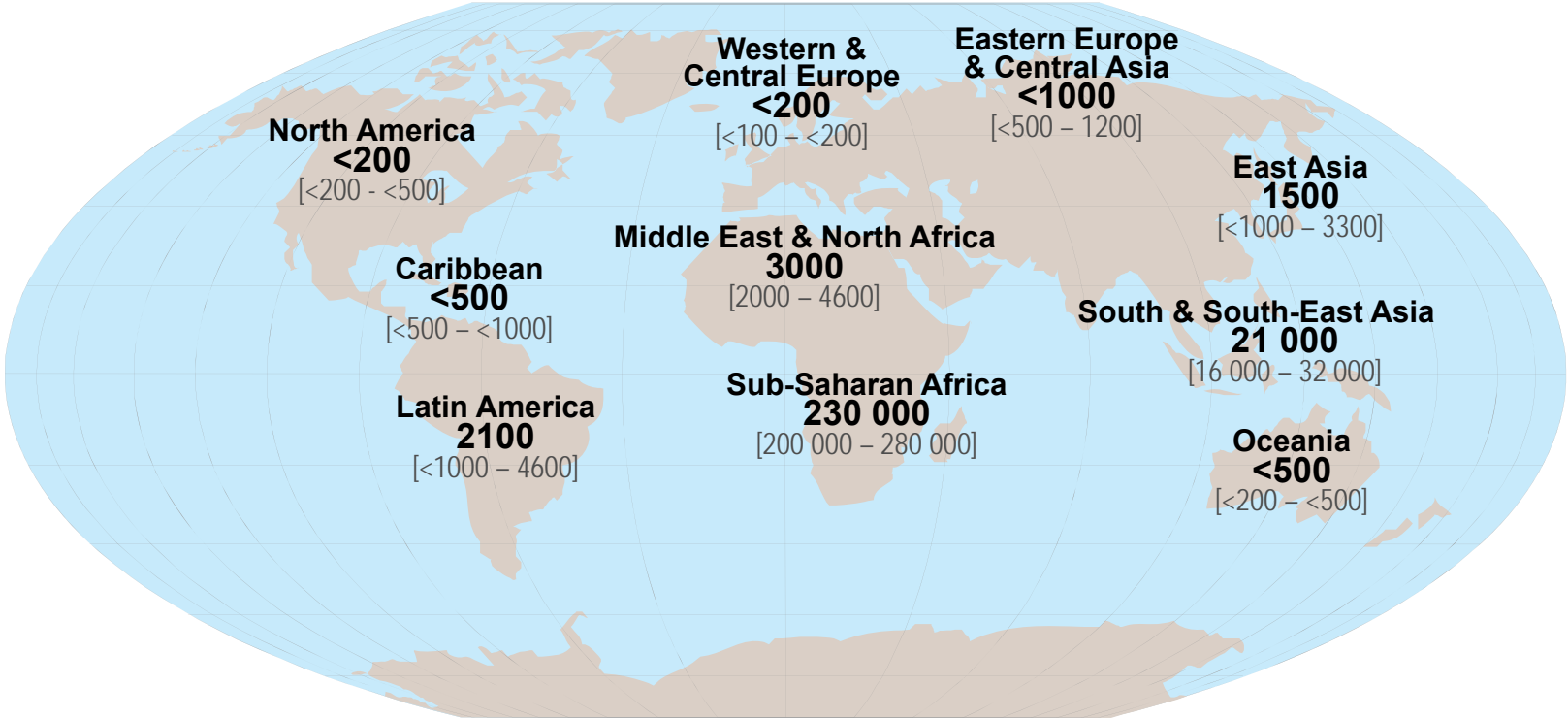
Children (<15 years) estimated to be living with HIV | 2012



Total: 3.3 million [3.0 million – 3.7 million]



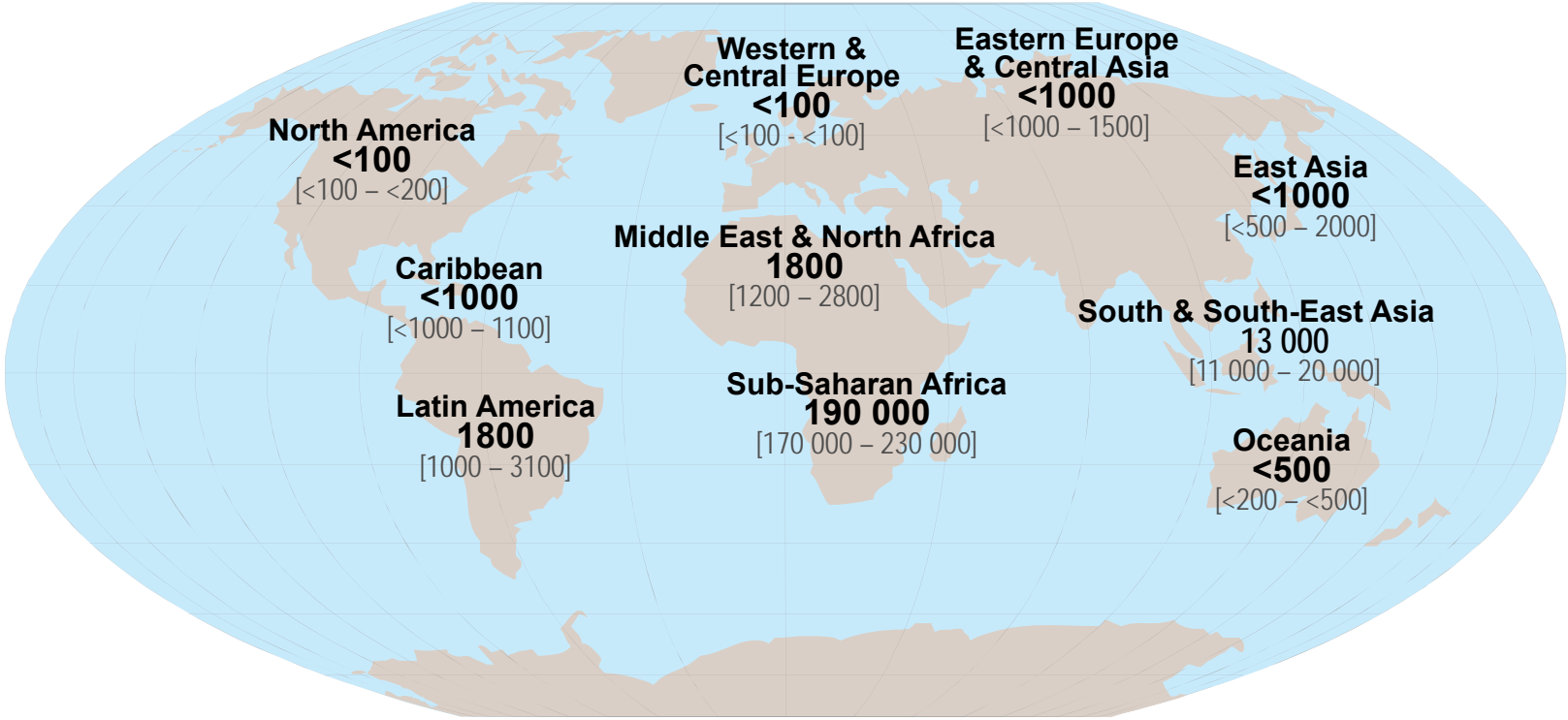
Estimated number of children (<15 years) newly infected with HIV | 2012



Total: 260 000 [230 000 – 320 000]



Estimated deaths in children (<15 years) from AIDS | 2012



Total: 210 000 [190 000 – 250 000]



About 6,300 new HIV infections a day in 2012

- **About 95% are in low- and middle-income countries**
- **About 700 are in children under 15 years of age**
- **About 5,500 are in adults aged 15 years and older, of whom:**
 - almost 47% are among women
 - about 39% are among young people (15-24)

2012 global HIV and AIDS estimates Children (<15 years)

Children living with HIV	3.3 million [3.0 million – 3.7 million]
New HIV infections in 2012	260 000 [230 000 – 320 000]
Deaths due to AIDS in 2012	210 000 [190 000 – 250 000]