

July 2015

# Core Epidemiology Slides

# Global summary of the AIDS epidemic | 2014

## Number of people living with HIV

Total	36.9 million [34.3 million – 41.4 million]
Adults	34.3 million [31.8 million – 38.5 million]
Women	17.4 million [16.1 million – 20.0 million]
Children (<15 years)	2.6 million [2.4 million – 2.8 million]

---

## People newly infected with HIV in 2014

Total	2.0 million [1.9 million – 2.2 million]
Adults	1.8 million [1.7 million – 2.0 million]
Children (<15 years)	220 000 [190 000 – 260 000]

---

## AIDS deaths in 2014

Total	1.2 million [980 000 – 1.6 million]
Adults	1.0 million [760 000 – 1.8 million]
Children (<15 years)	150 000 [140 000 – 170 000]

## Global estimates for adults and children | 2014

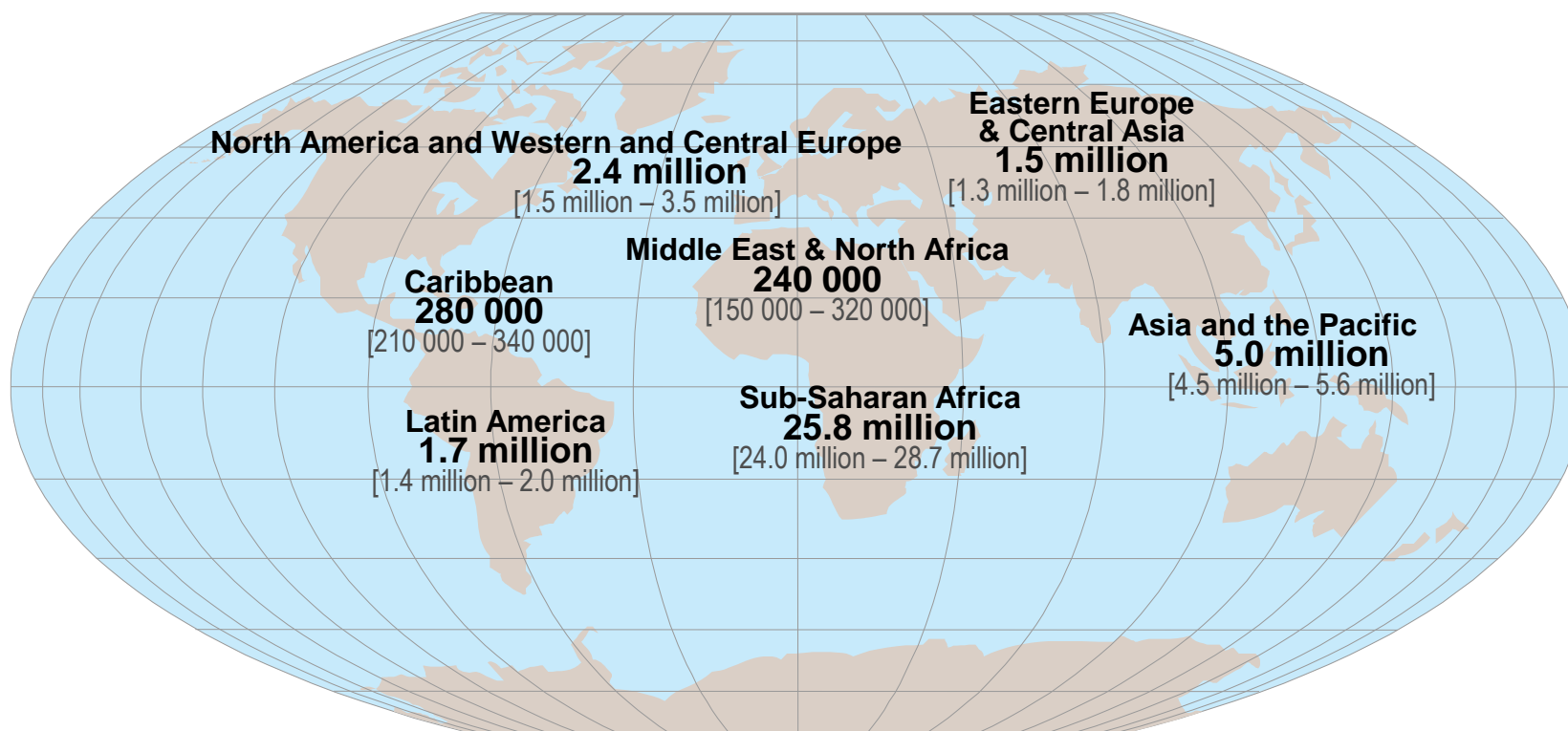
<b>People living with HIV</b>	36.9 million [34.3 million – 41.4 million]
<b>New HIV infections in 2014</b>	2.0 million [1.9 million – 2.2 million]
<b>Deaths due to AIDS in 2014</b>	1.2 million [980 000 – 1.6 million]

# Regional HIV and AIDS statistics and features | 2014

	Adults and children living with HIV	Adults and children newly infected with HIV	Adult prevalence (15–49) [%]	Adult & child deaths due to AIDS
<b>Sub-Saharan Africa</b>	25.8 million [24.0 million – 28.7 million]	1.4 million [1.2 million – 1.5 million]	4.8% [4.5% – 5.1%]	790 000 [670 000 – 990 000]
<b>Middle East and North Africa</b>	240 000 [150 000 – 320 000]	22 000 [13 000 – 33 000]	0.1% [<0.1% – 0.1%]	12 000 [5300 – 24 000]
<b>Asia and the Pacific</b>	5.0 million [4.5 million – 5.6 million]	340 000 [240 000 – 480 000]	0.2% [0.2% – 0.2%]	240 000 [140 000 – 570 000]
<b>Latin America</b>	1.7 million [1.4 million – 2.0 million]	87 000 [70 000 – 100 000]	0.4% [0.4% – 0.5%]	41 000 [30 000 – 82 000]
<b>Caribbean</b>	280 000 [210 000 – 340 000]	13 000 [9600 – 17 000]	1.1% [0.9% – 1.3%]	8800 [5700 – 13 000]
<b>Eastern Europe and Central Asia</b>	1.5 million [1.3 million – 1.8 million]	140 000 [110 000 – 160 000]	0.9% [0.7% – 1.0%]	62 000 [34 000 – 140 000]
<b>Western and Central Europe and North America</b>	2.4 million [1.5 million – 3.5 million]	85 000 [48 000 – 130 000]	0.3% [0.2% – 0.5%]	26 000 [11 000 – 86 000]
<b>TOTAL</b>	<b>36.9 million</b> [34.3 million – 41.4 million]	<b>2.0 million</b> [1.9 million – 2.2 million]	<b>0.8%</b> [0.7% - 0.9%]	<b>1.2 million</b> [980 000 – 1.6 million]

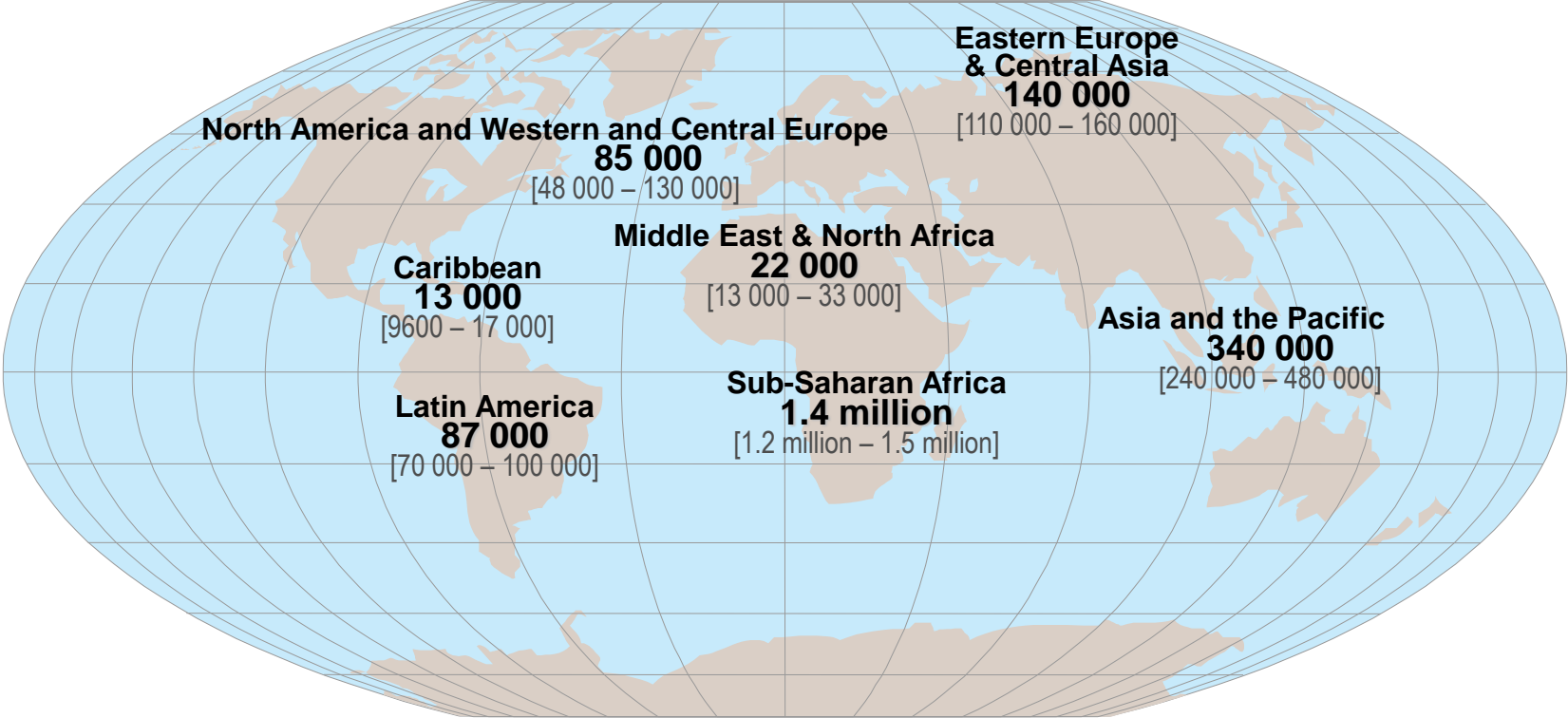
The ranges around the estimates in this table define the boundaries within which the actual numbers lie, based on the best available information.

# Adults and children estimated to be living with HIV | 2014



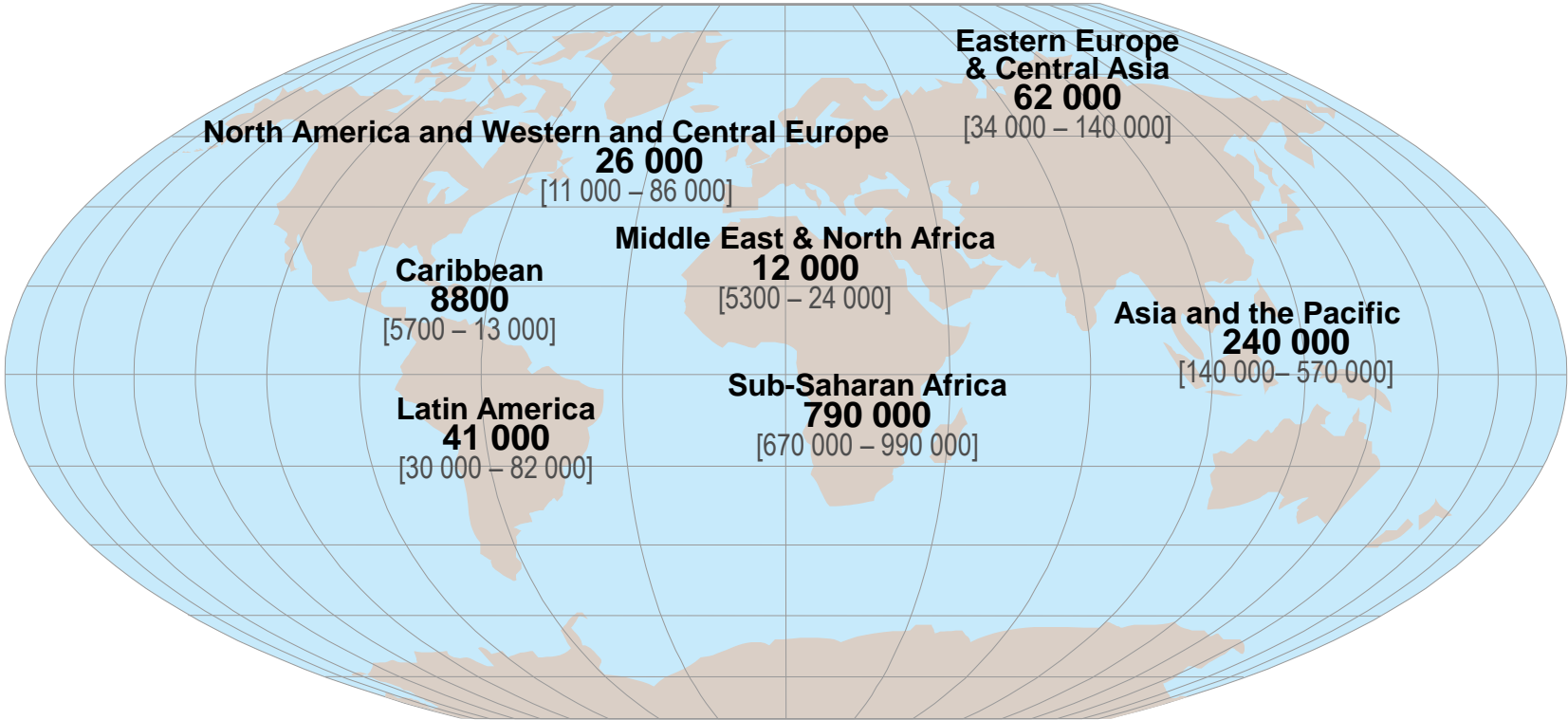
**Total: 36.9 million** [34.3 million – 41.4 million]

# Estimated number of adults and children newly infected with HIV | 2014



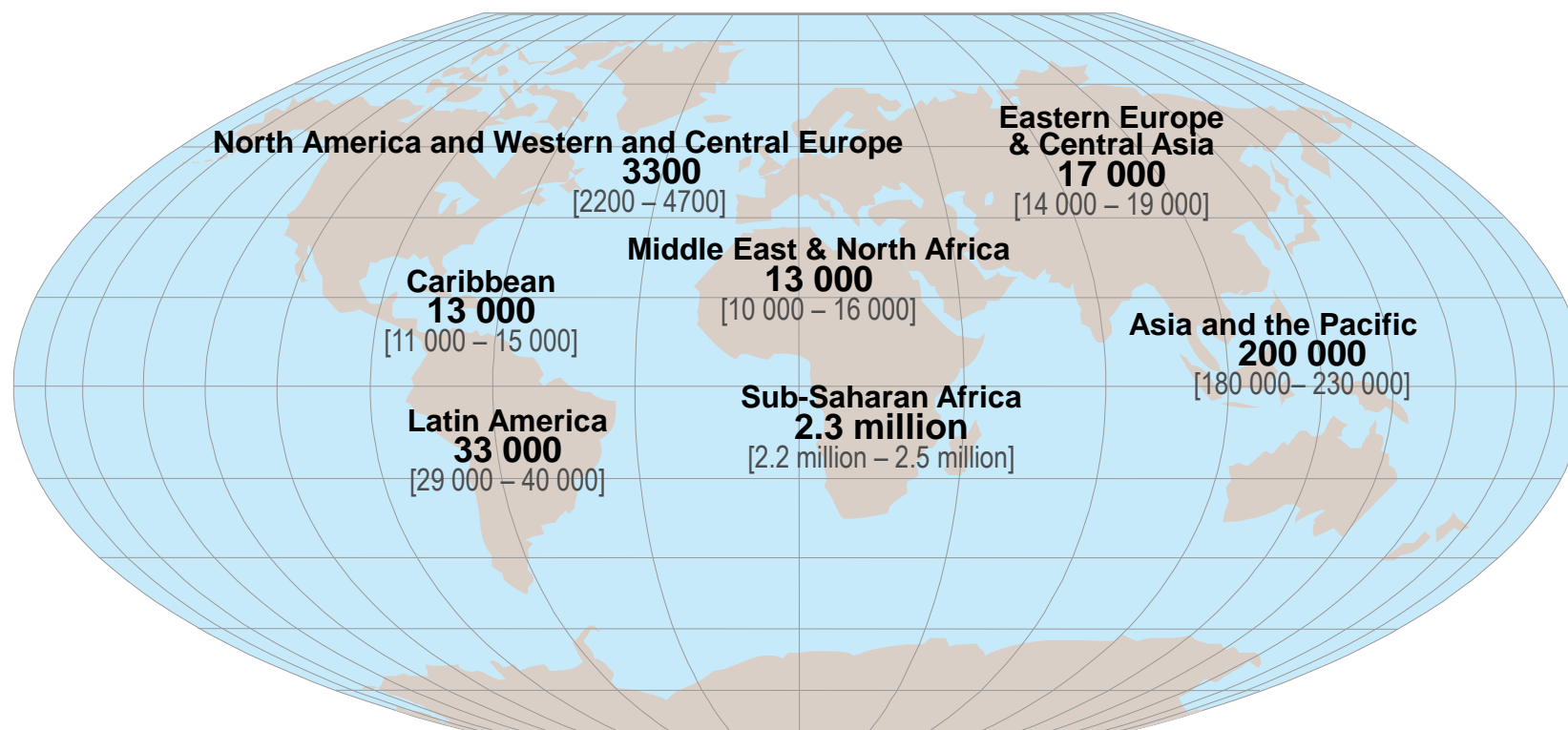
**Total: 2.0 million** [1.9 million – 2.2 million]

# Estimated adult and child deaths from AIDS | 2014



**Total: 1.2 million** [980 000 – 1.6 million]

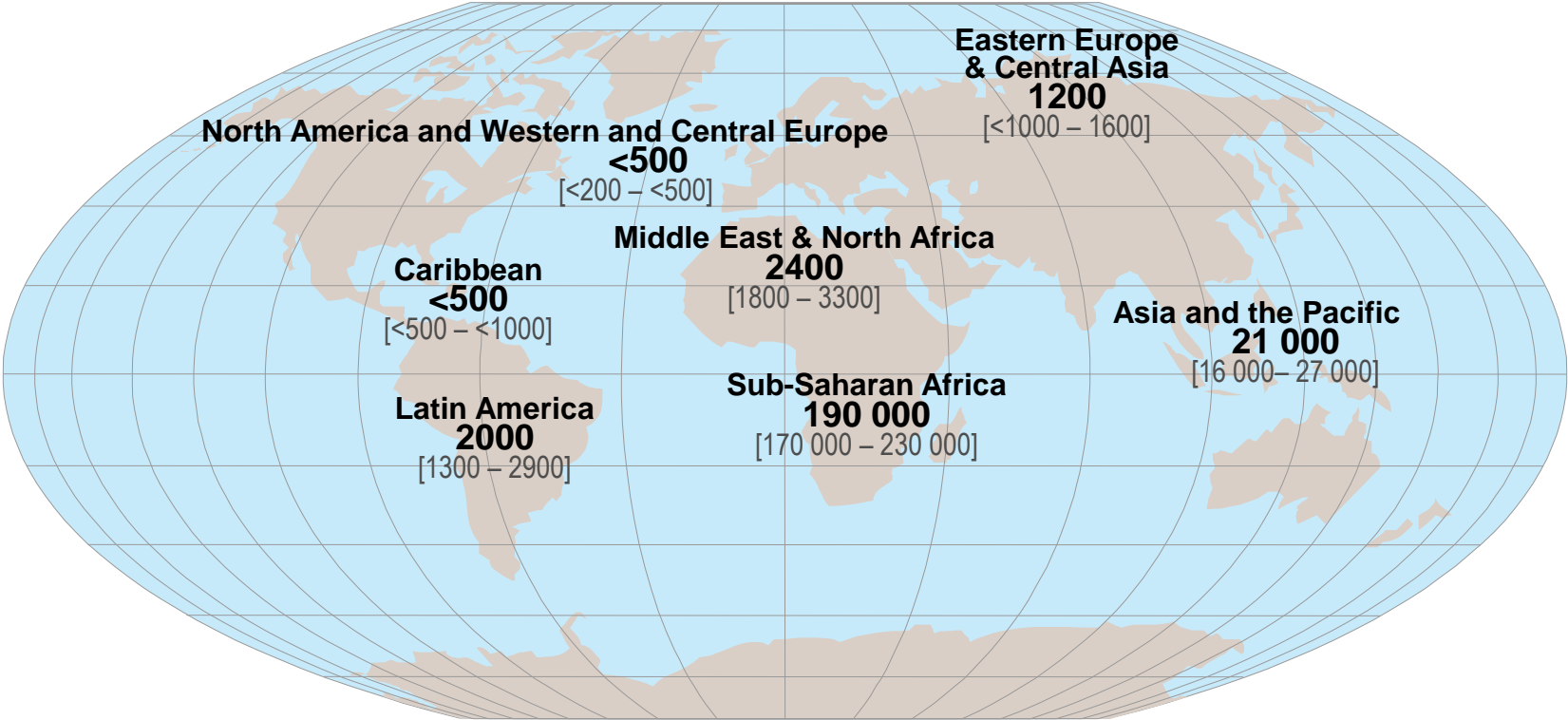
# Children (<15 years) estimated to be living with HIV | 2014



**Total: 2.6 million** [2.4 million – 2.8 million]

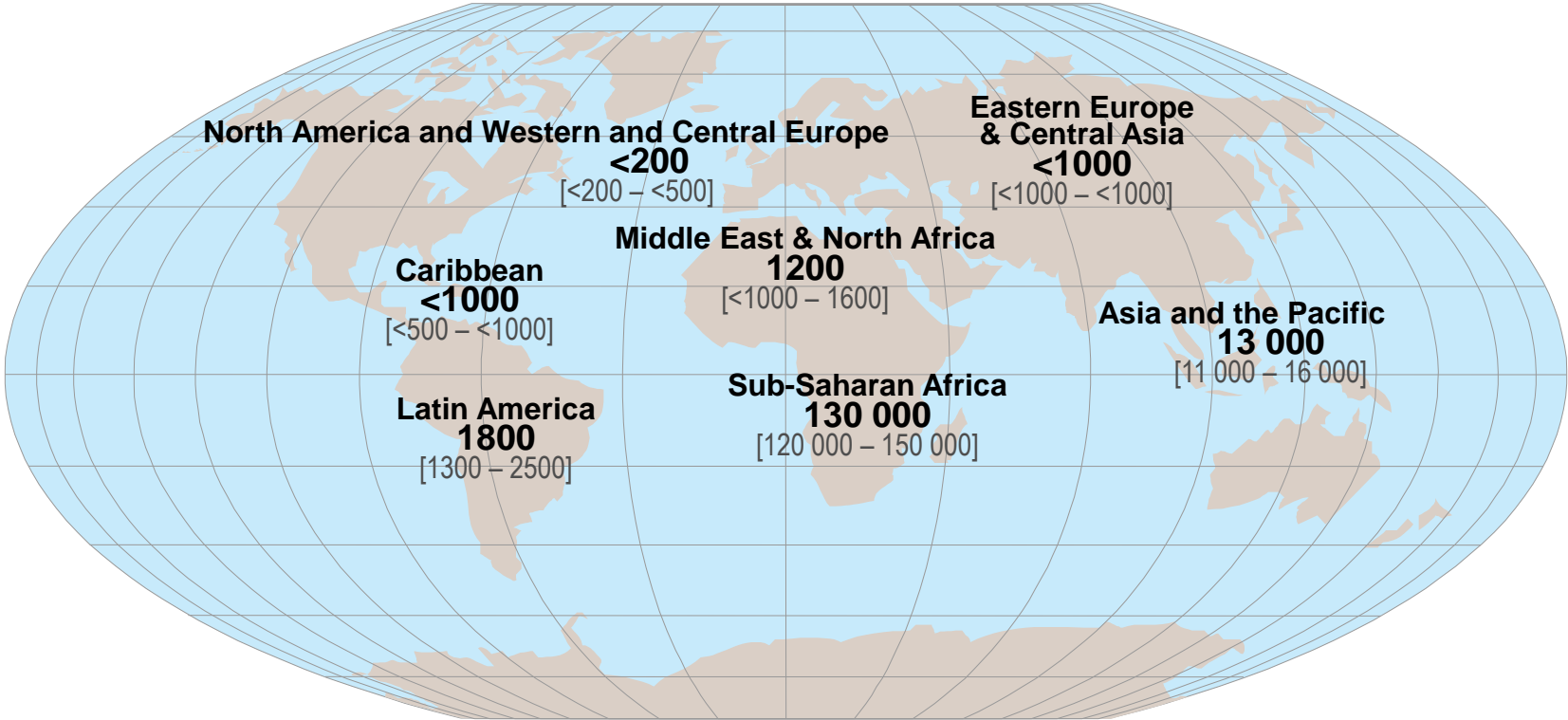


# Estimated number of children (<15 years) newly infected with HIV | 2014



**Total: 220 000** [190 000 - 260 000]

# Estimated deaths in children (<15 years) from AIDS | 2014



**Total: 150 000** [140 000 – 170 000]

## **About 5,600 new HIV infections a day in 2014**

- **About 66% are in Sub Saharan Africa**
- **About 600 are in children under 15 years of age**
- **About 5,000 are in adults aged 15 years and older, of whom:**
  - almost 48% are among women
  - about 30% are among young people (15-24)

## 2014 global HIV and AIDS estimates Children (<15 years)

<b>Children living with HIV</b>	2.6 million [2.4 million – 2.8 million]
<b>New HIV infections in 2014</b>	220 000 [190 000 – 260 000]
<b>Deaths due to AIDS in 2014</b>	150 000 [140 000 – 170 000]